

BlackTrack February 2023

Survey of Black Registered Voters

February 16-19, 2023

N = 1003

MOE = +/- 3.1%

National

Online



Table of Contents

- [Did you vote in the 2012 election between Barack Obama and Mitt Romney? - TQ](#)
- [Did you vote in the 2016 election between Hillary Clinton and Donald Trump? - TQ](#)
- [Did you vote in the 2018 midterm elections in your state for Congress and other state and local races? - TQ](#)
- [Did you vote in the 2020 election between Joe Biden and Donald Trump? - TQ](#)
- [Who did you vote for in 2020? - TQ \(Among those who voted\)](#)
- [Did you vote in the 2022 midterm elections in your state for Congress and other state and local races? - TQ](#)
- [In politics TODAY, do you consider yourself a Republican, Democrat, or Independent? \[If Republican/Democrat\] Do you consider yourself a STRONG \[Republican/Democrat\] or NOT a strong \[Republican/Democrat\]? \[If Independent\] Do you LEAN more towards the Republican Party or the Democratic Party? - TQ](#)
- [When thinking about the direction in which the country is headed, generally speaking, are you very satisfied, satisfied, dissatisfied, or very dissatisfied with the direction in which the country is headed? - TQ SSA](#)
- [Do you approve or disapprove of the job Joe Biden is doing as president? - TQ SSB](#)
- [Do you approve or disapprove of the job the Biden Administration is doing to address the needs of Black people? - TQ SSA](#)
- [Do you approve or disapprove of the job Democrats are doing in the United States Congress? - TQ SSB](#)
- [Do you approve or disapprove of the job the Justices are doing on the U.S. Supreme Court? - TQ SSA](#)
- [What issues should President Biden's top priority be to improve your community? Please select the top 3. - TQ SSA](#)
- [Below is a list of issues. Please select three that are most important to you. - ToC SSB](#)
- [Mean - Now, we'd like you to rate how you feel about some people and some groups of people using a scale from 0-10.](#)
- [Joe Biden - TQ - Now, we'd like you to rate how you feel about some people and some groups of people using a scale from 0-10.](#)
- [Kamala Harris - TQ - Now, we'd like you to rate how you feel about some people and some groups of people using a scale from 0-10.](#)
- [Black Lives Matter - TQ SSB - Now, we'd like you to rate how you feel about some people and some groups of people using a scale from 0-10.](#)
- [Police - TQ - Now, we'd like you to rate how you feel about some people and some groups of people using a scale from 0-10.](#)
- [Hakeem Jeffries - Now, we'd like you to rate how you feel about some people and some groups of people using a scale from 0-10.](#)
- [Kevin McCarthy - Now, we'd like you to rate how you feel about some people and some groups of people using a scale from 0-10.](#)
- [Has your life gotten better, worse or stayed about the same since Joe Biden became president? - TQ](#)
- [What has Joe Biden done that has improved your life? Please select the top 2. \(Among those whose life has gotten better\) - TQ](#)
- [No matter how frequently you vote in elections, how much power do you feel that your vote has to make change on issues that matter to you? Rate on a scale from 0-10. - TQ SSA](#)
- [No matter how frequently you vote in elections, how much power do you feel that the Black community has to make change on issues that matter most to their community? Rate on a scale from 0-10. - SSB](#)
- [How much do you agree or disagree with the following statement: The Democratic Party is making progress on issues affecting Black voters. - TQ](#)
- [Which of these statements comes closer to your own views – even if neither is exactly right. - ToC](#)
- [Do you believe Joe Biden should run for president in the 2024 election?](#)

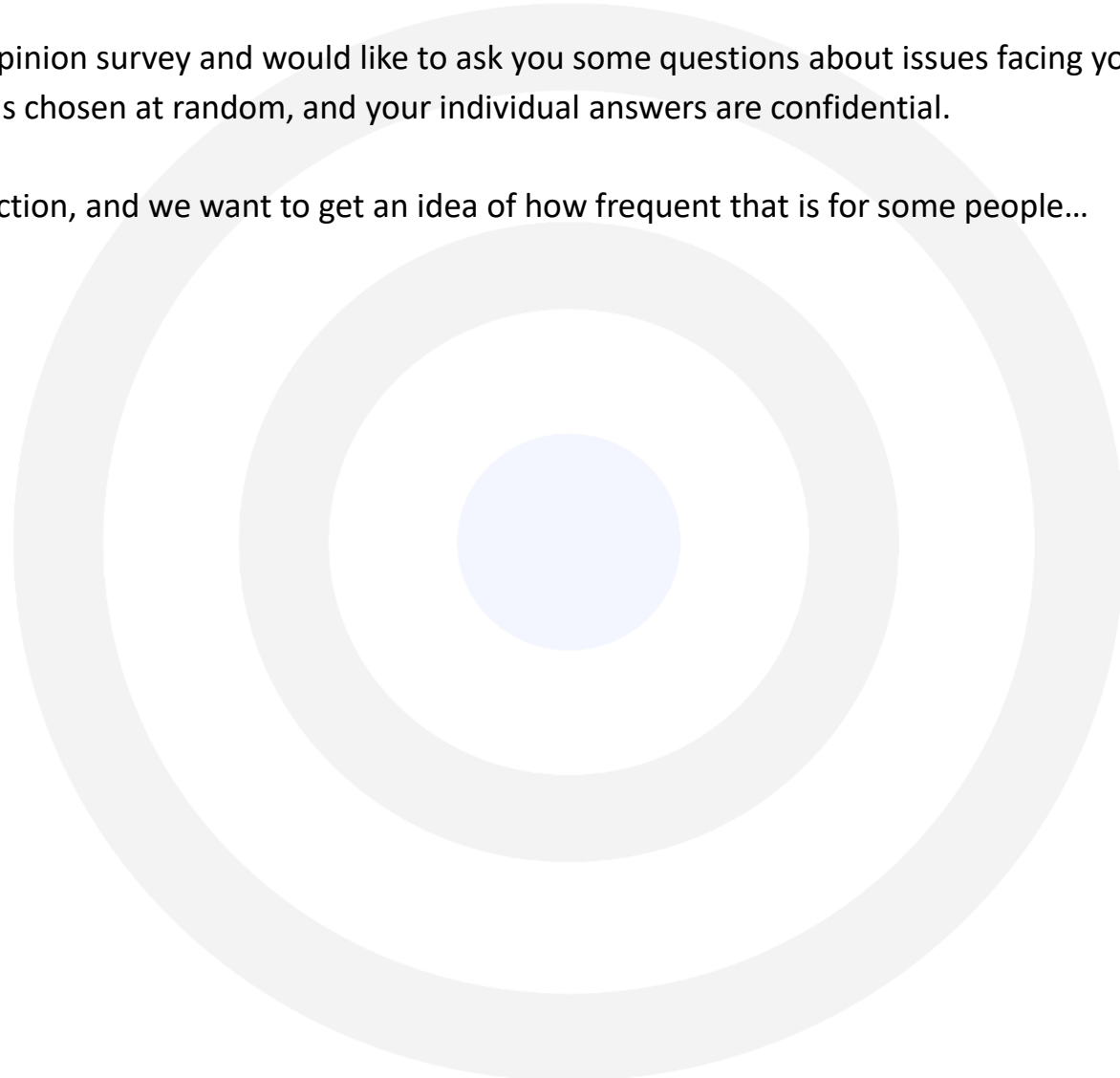
Table of Contents



- [Do you think abortions should be legal in all cases, legal in most cases, illegal in most cases, or illegal in all cases? - TQ](#)
- [Do you think marriage between same-sex couples should or should not be recognized by the law as valid, with the same rights as traditional marriages? - TQ](#)
- [Some groups are saying that ensuring the safety and wellbeing of everyone requires funding community services, schools and health care services while redirecting resources from and overhauling our police departments. Do you agree or disagree that this should happen? - QTQ](#)
- [Have you watched video footage of police use of force against Tyre Nichols?](#)
- [Was police use of force against Tyre Nichols justified?](#)
- [Should police who used force against Tyre Nichols be found guilty?](#)
- [How much have you heard about Florida Governor Ron DeSantis's decision to block the offering of Advanced Placement African American History in high schools?](#)
- [Do you agree or disagree with DeSantis's decision to block the offering of Advanced Placement African American History?](#)
- [Do K-12 public schools today teach too much, too little, or the right amount about the history of Black Americans?](#)
- [As you may know, a high-altitude Chinese balloon travelled across the United States and was shot down on order from President Biden. Since then, several other high-altitude objects have been shot down over the U.S. on order of the President. Do you approve or disapprove of President Biden's handling of these incidents?](#)
- [Did you watch the Superbowl and half-time show?](#)
- [How would you rate Rihanna's half-time performance on a scale from 0-10? \(Among those who watched\)](#)
- [Of the last 5 half-time performers, which ONE has been your favorite?](#)
- [Prior to the game, were you aware this was the first Superbowl with two Black starting quarterbacks?](#)
- [Do you think the NFL has done too much, just enough, or not enough to show respect for its Black players?](#)

We are conducting a national opinion survey and would like to ask you some questions about issues facing your state and community. This is a research study. Your name was chosen at random, and your individual answers are confidential.

It is fairly normal to miss an election, and we want to get an idea of how frequent that is for some people...



Did you vote in the 2012 election between Barack Obama and Mitt Romney? - TQ



	February 2023	January 2023	October 2022	September 2022	August 2022	July 2022	June 2022
Yes, I voted	85%	83%	87%	86%	85%	83%	86%
No, I did not vote	11%	12%	8%	8%	9%	12%	9%
No, I was not eligible	4%	5%	5%	6%	6%	5%	4%
Don't remember	0%	0%	0%	0%	0%	0%	0%

Did you vote in the 2016 election between Hillary Clinton and Donald Trump? - TQ



	February 2023	January 2023	October 2022	September 2022	August 2022	July 2022	June 2022
Yes, I voted	82%	80%	85%	85%	82%	80%	83%
No, I did not vote	14%	16%	11%	12%	13%	15%	13%
No, I was not eligible	4%	5%	4%	4%	5%	5%	3%
Don't remember	0%	0%	0%	0%	0%	0%	0%

Did you vote in the 2018 midterm elections in your state for Congress and other state and local races? - TQ



	February 2023	January 2023	October 2022	September 2022	August 2022	July 2022	June 2022
Yes, I voted	74%	74%	79%	79%	77%	73%	74%
No, I did not vote	22%	22%	18%	18%	20%	23%	23%
No, I was not eligible	4%	4%	3%	3%	4%	4%	3%
Don't remember	0%	0%	0%	0%	0%	0%	0%



	February 2023	January 2023	October 2022	September 2022	August 2022	July 2022	June 2022
Yes, I voted	85%	86%	92%	91%	90%	87%	89%
No, I did not vote	13%	12%	6%	7%	8%	12%	9%
No, I was not eligible	2%	2%	2%	1%	2%	1%	1%
Don't remember	0%	0%	0%	0%	0%	0%	0%



Who did you vote for in 2020? - TQ (Among those who voted)

	February 2023	January 2023	October 2022	September 2022	August 2022	July 2022	June 2022
Donald Trump	9%	13%	12%	12%	10%	10%	11%
Joe Biden	89%	85%	87%	86%	89%	89%	87%
Howie Hawkins	1%	1%	1%	1%	1%	1%	1%
Jo Jorgensen	0%	1%	1%	1%	1%	1%	1%
Don't remember	0%	0%	0%	0%	0%	0%	0%



Did you vote in the 2022 midterm elections in your state for Congress and other state and local races? - TQ

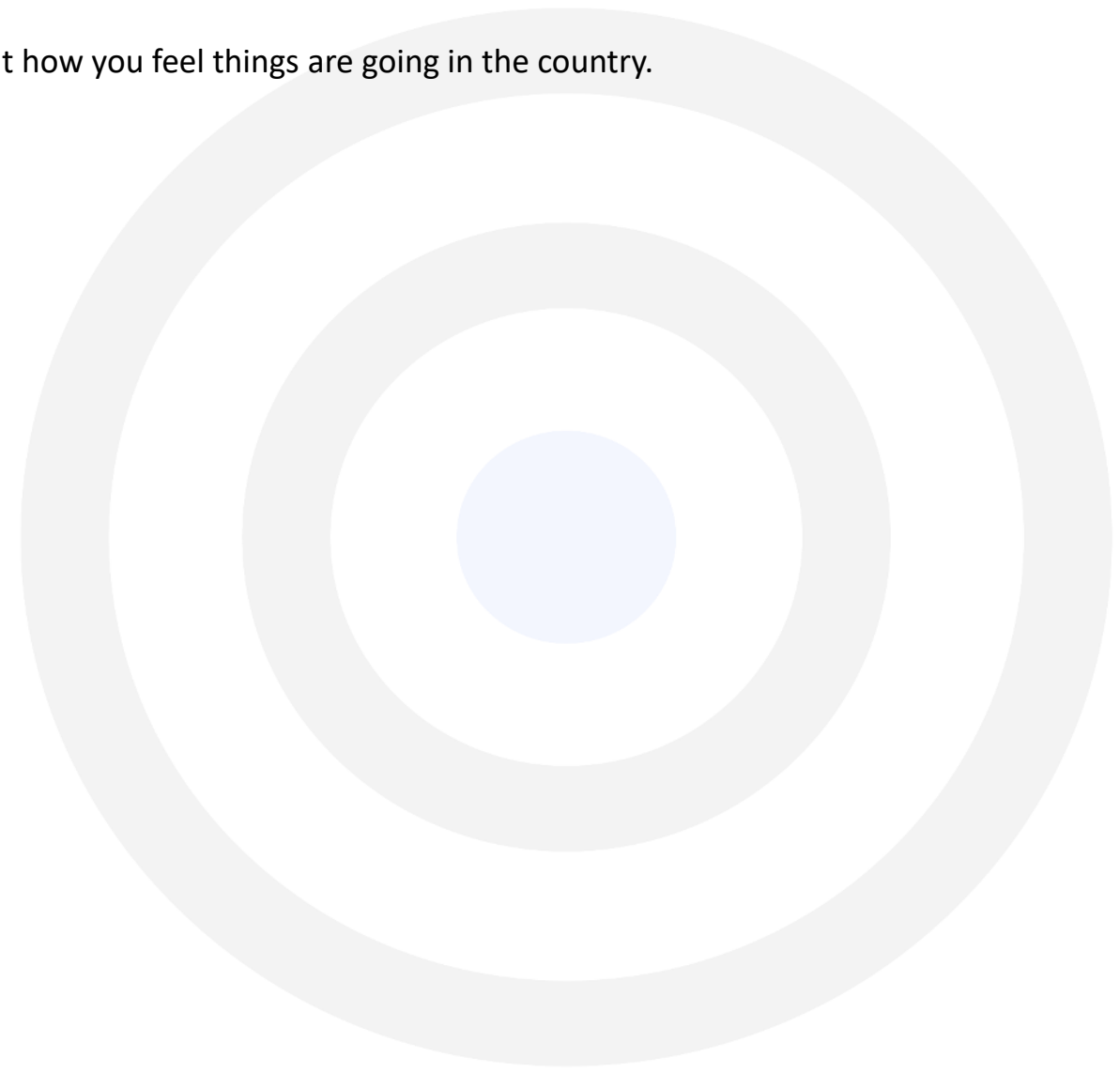
	February 2023	January 2023	October 2022	September 2022	August 2022	July 2022	June 2022
Yes, I voted	79%	78%	N/A	N/A	N/A	N/A	N/A
No, I did not vote	20%	21%	N/A	N/A	N/A	N/A	N/A
No, I was not eligible	1%	1%	N/A	N/A	N/A	N/A	N/A
Don't remember	0%	0%	N/A	N/A	N/A	N/A	N/A



In politics TODAY, do you consider yourself a Republican, Democrat, or Independent? [If Republican/Democrat] Do you consider yourself a STRONG [Republican/Democrat] or NOT a strong [Republican/Democrat]? [If Independent] Do you LEAN more towards the Republican Party or the Democratic Party? - TQ

	February 2023	January 2023	October 2022	September 2022	August 2022	July 2022	June 2022
Total Democrat	86%	79%	83%	83%	81%	79%	81%
Total Republican	8%	12%	10%	10%	8%	10%	9%
Strong Democrat	62%	57%	60%	58%	59%	55%	57%
Not a strong Democrat	20%	20%	18%	20%	16%	20%	19%
Independent, lean Democrat	4%	3%	5%	5%	5%	4%	5%
Pure Independent	6%	9%	7%	7%	11%	11%	10%
Independent, lean Republican	1%	2%	2%	2%	2%	1%	1%
Not a strong Republican	3%	4%	4%	3%	2%	4%	3%
Strong Republican	3%	6%	4%	4%	4%	5%	4%
Refused	0%	0%	0%	0%	0%	0%	0%

Next, are some questions about how you feel things are going in the country.





When thinking about the direction in which the country is headed, generally speaking, are you very satisfied, satisfied, dissatisfied, or very dissatisfied with the direction in which the country is headed? - TQ SSA

	February 2023	January 2023	October 2022	September 2022	August 2022	July 2022	June 2022
Total satisfied	59%	58%	61%	60%	53%	50%	51%
Total dissatisfied	41%	42%	39%	40%	47%	50%	49%
Very satisfied	24%	21%	28%	24%	24%	22%	20%
Satisfied	35%	37%	33%	36%	29%	29%	31%
Dissatisfied	32%	32%	30%	30%	35%	35%	33%
Very dissatisfied	9%	11%	10%	11%	12%	15%	16%
Don't know	0%	0%	0%	0%	0%	0%	0%



Do you approve or disapprove of the job Joe Biden is doing as president? - TQ SSB

	February 2023	January 2023	October 2022	September 2022	August 2022	July 2022	June 2022
Total approve	82%	74%	78%	79%	78%	72%	77%
Total disapprove	18%	26%	22%	21%	22%	28%	23%
Strongly approve	37%	35%	41%	43%	41%	33%	38%
Somewhat approve	45%	40%	37%	37%	37%	40%	39%
Somewhat disapprove	12%	14%	13%	12%	15%	17%	12%
Strongly disapprove	6%	11%	9%	9%	7%	11%	11%
Don't know	0%	0%	0%	0%	0%	0%	0%



Do you approve or disapprove of the job the Biden Administration is doing to address the needs of Black people? - TQ SSA

	February 2023	January 2023	October 2022	September 2022	August 2022	July 2022	June 2022
Total approve	77%	70%	76%	74%	73%	70%	74%
Total disapprove	23%	30%	24%	26%	27%	30%	26%
Strongly approve	31%	26%	36%	31%	28%	27%	29%
Somewhat approve	46%	44%	40%	43%	44%	42%	45%
Somewhat disapprove	17%	19%	16%	15%	19%	17%	16%
Strongly disapprove	6%	10%	8%	11%	9%	13%	10%
Don't know	0%	0%	0%	0%	0%	0%	0%



Do you approve or disapprove of the job Democrats are doing in the United States Congress? - TQ SSB

	February 2023	January 2023	October 2022	September 2022	August 2022	July 2022	June 2022
Total approve	80%	74%	80%	82%	81%	70%	76%
Total disapprove	20%	26%	20%	18%	19%	30%	24%
Strongly approve	35%	31%	39%	43%	35%	27%	30%
Somewhat approve	45%	43%	40%	39%	45%	43%	46%
Somewhat disapprove	14%	16%	13%	11%	14%	19%	15%
Strongly disapprove	6%	10%	7%	7%	5%	11%	9%
Don't know	0%	0%	0%	0%	0%	0%	0%



Do you approve or disapprove of the job the Justices are doing on the U.S. Supreme Court? - TQ SSA

	February 2023	January 2023	October 2022	September 2022	August 2022	July 2022	June 2022
Total approve	52%	50%	54%	50%	45%	41%	42%
Total disapprove	48%	50%	46%	50%	55%	59%	58%
Strongly approve	19%	16%	18%	18%	15%	15%	15%
Somewhat approve	33%	34%	36%	32%	30%	27%	27%
Somewhat disapprove	30%	33%	27%	28%	31%	28%	23%
Strongly disapprove	18%	16%	20%	22%	24%	31%	34%
Don't know	0%	0%	0%	0%	0%	0%	0%



What issues should President Biden's top priority be to improve your community? Please select the top 3. - TQ SSA

	February 2023	January 2023	October 2022	September 2022	August 2022	July 2022	June 2022
Inflation or cost of living	49%	50%	N/A	51%	50%	48%	57%
Gun violence	39%	32%	N/A	34%	38%	N/A	N/A
Health care	28%	25%	N/A	19%	19%	21%	27%
Crime and violence	27%	24%	N/A	30%	23%	34%	33%
Job opportunities and increasing wages	24%	27%	N/A	26%	25%	27%	30%
Reducing racism and discrimination	24%	21%	N/A	22%	24%	27%	26%
Abortion rights	17%	18%	N/A	29%	27%	33%	25%
Student loan debt	12%	12%	N/A	13%	13%	15%	11%
Voting rights	12%	12%	N/A	14%	15%	19%	21%
COVID-19 economic recovery	11%	16%	N/A	17%	20%	24%	23%
Criminal justice reform	11%	10%	N/A	11%	10%	12%	13%
The spread of COVID-19	11%	11%	N/A	11%	13%	16%	12%
Climate change	11%	18%	N/A	15%	16%	16%	15%
Immigration	6%	10%	N/A	7%	6%	7%	6%
Don't know	0%	0%	N/A	0%	0%	0%	0%



Below is a list of issues. Please select three that are most important to you. - ToC SSB

	February 2023	January 2023	October 2022	September 2022	August 2022	July 2022	June 2022
Inflation and cost of living	48%	51%	N/A	N/A	N/A	N/A	N/A
Gun violence	39%	32%	N/A	N/A	N/A	N/A	N/A
Racism and discrimination	38%	37%	N/A	N/A	N/A	N/A	N/A
Health care	28%	28%	N/A	N/A	N/A	N/A	N/A
Jobs and the economy	27%	30%	N/A	N/A	N/A	N/A	N/A
Criminal justice/police brutality	22%	18%	N/A	N/A	N/A	N/A	N/A
Crime	22%	22%	N/A	N/A	N/A	N/A	N/A
Climate change and the environment	16%	17%	N/A	N/A	N/A	N/A	N/A
Abortion access	13%	14%	N/A	N/A	N/A	N/A	N/A
Education	11%	13%	N/A	N/A	N/A	N/A	N/A
Student loans	8%	10%	N/A	N/A	N/A	N/A	N/A
National Security	6%	7%	N/A	N/A	N/A	N/A	N/A
Immigration	5%	8%	N/A	N/A	N/A	N/A	N/A
Don't know	0%	0%	N/A	N/A	N/A	N/A	N/A



Mean - Now, we'd like you to rate how you feel about some people and some groups of people using a scale from 0-10.

	February 2023	January 2023	October 2022	September 2022	August 2022	July 2022	June 2022
Black Lives Matter - TQ SSB	7.9	7.4	7.6	7.6	7.8	7.9	7.9
Joe Biden - TQ	7.3	6.8	7.4	7.3	7.3	6.9	7.0
Kamala Harris - TQ	7.2	6.9	7.2	7.2	7.2	7.0	7.0
Hakeem Jeffries	6.6	6.3	N/A	N/A	N/A	N/A	N/A
Police - TQ	4.6	4.9	5.1	5.1	5.0	4.8	4.9
Kevin McCarthy	3.6	3.7	N/A	N/A	N/A	N/A	N/A



Joe Biden - TQ - Now, we'd like you to rate how you feel about some people and some groups of people using a scale from 0-10.

	February 2023	January 2023	October 2022	September 2022	August 2022	July 2022	June 2022
Total favorable (6 - 10)	72%	67%	73%	72%	69%	65%	69%
Total unfavorable (0 - 4)	14%	20%	15%	16%	15%	18%	17%
Net favorable	59%	47%	58%	56%	55%	47%	52%
Very favorable (8 - 10)	56%	50%	59%	58%	56%	51%	52%
Somewhat favorable (6 - 7)	17%	17%	15%	14%	14%	14%	17%
Neutral (5)	13%	12%	11%	11%	15%	15%	13%
Somewhat unfavorable (3 - 4)	6%	8%	6%	6%	7%	7%	7%
Very unfavorable (0 - 2)	8%	12%	9%	10%	7%	11%	11%
Don't know/Never heard of	1%	2%	1%	1%	1%	2%	1%
Name ID	99%	98%	99%	99%	99%	98%	99%

Kamala Harris - TQ - Now, we'd like you to rate how you feel about some people and some groups of people using a scale from 0-10.



	February 2023	January 2023	October 2022	September 2022	August 2022	July 2022	June 2022
Total favorable (6 - 10)	67%	65%	69%	70%	67%	63%	65%
Total unfavorable (0 - 4)	15%	17%	16%	16%	16%	18%	17%
Net favorable	53%	48%	53%	54%	51%	45%	48%
Very favorable (8 - 10)	52%	51%	58%	56%	54%	51%	51%
Somewhat favorable (6 - 7)	15%	13%	11%	14%	13%	12%	14%
Neutral (5)	16%	15%	13%	13%	15%	16%	15%
Somewhat unfavorable (3 - 4)	7%	6%	5%	6%	8%	7%	7%
Very unfavorable (0 - 2)	8%	11%	10%	10%	8%	11%	10%
Don't know/Never heard of	2%	3%	2%	2%	2%	4%	3%
Name ID	98%	97%	98%	98%	98%	96%	97%

Black Lives Matter - TQ SSB - Now, we'd like you to rate how you feel about some people and some groups of people using a scale from 0-10.



	February 2023	January 2023	October 2022	September 2022	August 2022	July 2022	June 2022
Total favorable (6 - 10)	77%	70%	72%	71%	75%	73%	76%
Total unfavorable (0 - 4)	9%	14%	12%	11%	12%	10%	10%
Net favorable	67%	56%	60%	61%	63%	63%	67%
Very favorable (8 - 10)	67%	58%	62%	61%	65%	65%	66%
Somewhat favorable (6 - 7)	10%	12%	9%	11%	10%	8%	10%
Neutral (5)	12%	14%	15%	16%	12%	15%	12%
Somewhat unfavorable (3 - 4)	3%	4%	4%	4%	5%	3%	3%
Very unfavorable (0 - 2)	6%	10%	8%	7%	6%	7%	7%
Don't know/Never heard of	1%	3%	1%	1%	1%	2%	1%
Name ID	99%	97%	99%	99%	99%	98%	99%



Police - TQ - Now, we'd like you to rate how you feel about some people and some groups of people using a scale from 0-10.

	February 2023	January 2023	October 2022	September 2022	August 2022	July 2022	June 2022
Total favorable (6 - 10)	32%	35%	37%	36%	37%	33%	35%
Total unfavorable (0 - 4)	40%	35%	31%	31%	34%	36%	35%
Net favorable	-8%	0%	7%	4%	3%	-4%	0%
Very favorable (8 - 10)	16%	21%	23%	21%	22%	21%	21%
Somewhat favorable (6 - 7)	15%	15%	14%	14%	16%	12%	14%
Neutral (5)	27%	28%	30%	32%	27%	29%	28%
Somewhat unfavorable (3 - 4)	14%	13%	11%	12%	14%	12%	13%
Very unfavorable (0 - 2)	26%	22%	20%	20%	21%	24%	22%
Don't know/Never heard of	1%	2%	2%	1%	1%	2%	2%
Name ID	99%	98%	98%	99%	99%	98%	98%



Hakeem Jeffries - Now, we'd like you to rate how you feel about some people and some groups of people using a scale from 0-10.

	February 2023	January 2023	October 2022	September 2022	August 2022	July 2022	June 2022
Total favorable (6 - 10)	39%	34%	N/A	N/A	N/A	N/A	N/A
Total unfavorable (0 - 4)	11%	14%	N/A	N/A	N/A	N/A	N/A
Net favorable	28%	20%	N/A	N/A	N/A	N/A	N/A
Very favorable (8 - 10)	31%	25%	N/A	N/A	N/A	N/A	N/A
Somewhat favorable (6 - 7)	8%	9%	N/A	N/A	N/A	N/A	N/A
Neutral (5)	21%	20%	N/A	N/A	N/A	N/A	N/A
Somewhat unfavorable (3 - 4)	5%	7%	N/A	N/A	N/A	N/A	N/A
Very unfavorable (0 - 2)	6%	7%	N/A	N/A	N/A	N/A	N/A
Don't know/Never heard of	30%	32%	N/A	N/A	N/A	N/A	N/A
Name ID	70%	68%	N/A	N/A	N/A	N/A	N/A



Kevin McCarthy - Now, we'd like you to rate how you feel about some people and some groups of people using a scale from 0-10.

	February 2023	January 2023	October 2022	September 2022	August 2022	July 2022	June 2022
Total favorable (6 - 10)	17%	17%	N/A	N/A	N/A	N/A	N/A
Total unfavorable (0 - 4)	43%	42%	N/A	N/A	N/A	N/A	N/A
Net favorable	-25%	-25%	N/A	N/A	N/A	N/A	N/A
Very favorable (8 - 10)	10%	11%	N/A	N/A	N/A	N/A	N/A
Somewhat favorable (6 - 7)	7%	6%	N/A	N/A	N/A	N/A	N/A
Neutral (5)	21%	24%	N/A	N/A	N/A	N/A	N/A
Somewhat unfavorable (3 - 4)	11%	11%	N/A	N/A	N/A	N/A	N/A
Very unfavorable (0 - 2)	32%	31%	N/A	N/A	N/A	N/A	N/A
Don't know/Never heard of	19%	17%	N/A	N/A	N/A	N/A	N/A
Name ID	81%	83%	N/A	N/A	N/A	N/A	N/A



Has your life gotten better, worse or stayed about the same since Joe Biden became president? - TQ

	February 2023	January 2023	October 2022	September 2022	August 2022	July 2022	June 2022
Gotten better	31%	25%	N/A	29%	28%	23%	24%
Stayed about the same	55%	55%	N/A	52%	54%	56%	56%
Gotten worse	14%	19%	N/A	19%	18%	21%	21%



What has Joe Biden done that has improved your life? Please select the top 2. (Among those whose life has gotten better) - TQ

	February 2023	January 2023	October 2022	September 2022	August 2022	July 2022	June 2022
Stimulus checks to help people through the recession	37%	40%	N/A	43%	42%	40%	45%
Distributed COVID vaccines to majority of Americans	28%	27%	N/A	30%	32%	34%	35%
Created 5.6 million new jobs, more than any other president in their first year	21%	21%	N/A	18%	24%	17%	20%
Passed an infrastructure bill that will help create 15 million jobs	18%	17%	N/A	21%	20%	12%	17%
Strengthening accessibility to health care through Affordable Care Act	18%	22%	N/A	18%	19%	17%	12%
Paused payments on student loans	17%	18%	N/A	15%	13%	16%	13%
Child tax credit to every household with a combined income less than \$150,000 a year	13%	18%	N/A	20%	14%	22%	18%
Re-joined the international Paris Climate Accord to tackle climate change	13%	8%	N/A	10%	8%	13%	10%
Expanded unemployment benefits during the pandemic	13%	9%	N/A	12%	14%	15%	14%
COVID relief for businesses to stimulate the economic recovery	12%	13%	N/A	13%	15%	14%	17%
Don't know	0%	0%	N/A	0%	0%	0%	0%



No matter how frequently you vote in elections, how much power do you feel that your vote has to make change on issues that matter to you? Rate on a scale from 0-10. - TQ SSA

	February 2023	January 2023	October 2022	September 2022	August 2022	July 2022	June 2022
Mean	6.2	5.8	6.4	8.8	9.4	8.5	9.2
Total powerful (6-10)	59%	55%	65%	67%	64%	55%	62%
Total not powerful (0-5)	41%	45%	35%	31%	33%	43%	35%
Extremely powerful (8-10)	39%	32%	43%	48%	43%	37%	42%
Somewhat powerful (6-7)	20%	23%	22%	18%	20%	17%	19%
Not very powerful (3-5)	27%	28%	21%	19%	21%	27%	21%
Not powerful at all (0-2)	14%	17%	14%	13%	12%	16%	14%
Don't know	0%	0%	0%	2%	3%	3%	3%



No matter how frequently you vote in elections, how much power do you feel that the Black community has to make change on issues that matter most to their community? Rate on a scale from 0-10. - SSB

	February 2023	January 2023	October 2022	September 2022	August 2022	July 2022	June 2022
Mean	5.9	5.9	6.1	8.5	9	8.7	8.7
Total powerful (6-10)	53%	55%	60%	63%	60%	56%	58%
Total not powerful (0-5)	47%	45%	40%	34%	37%	41%	39%
Extremely powerful (8-10)	30%	30%	36%	41%	41%	36%	40%
Somewhat powerful (6-7)	23%	25%	24%	23%	18%	20%	18%
Not very powerful (3-5)	32%	30%	25%	22%	23%	24%	22%
Not powerful at all (0-2)	15%	14%	15%	13%	15%	17%	17%
Don't know	0%	0%	0%	2%	3%	3%	3%

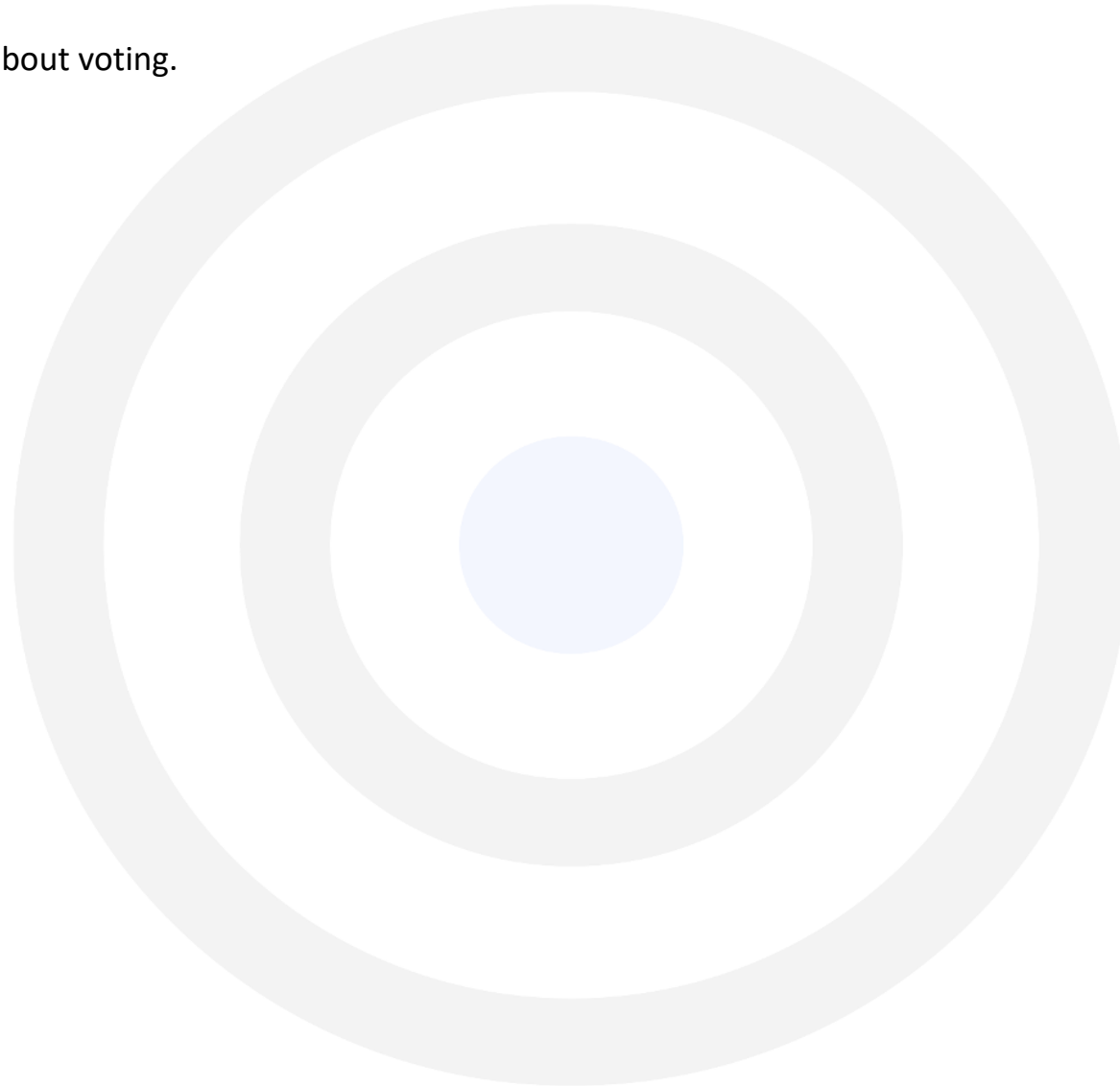
How much do you agree or disagree with the following statement: The Democratic Party is making progress on issues affecting Black voters. - TQ



	February 2023	January 2023	October 2022	September 2022	August 2022	July 2022	June 2022
Total agree	52%	49%	56%	56%	50%	44%	47%
Total disagree	16%	16%	14%	14%	17%	18%	18%
Strongly agree	19%	18%	24%	23%	21%	18%	17%
Agree	32%	31%	32%	33%	30%	27%	30%
Neither agree nor disagree	33%	35%	30%	30%	32%	38%	35%
Disagree	10%	10%	9%	9%	11%	12%	10%
Strongly disagree	5%	6%	5%	5%	6%	6%	7%
Don't know	0%	0%	0%	0%	0%	0%	0%



Now we have some questions about voting.





Which of these statements comes closer to your own views – even if neither is exactly right. - ToC

	February 2023	January 2023	October 2022	September 2022	August 2022	July 2022	June 2022
Voting is a fundamental right for every adult U.S. citizen and should not be restricted in any way	73%	72%	73%	73%	73%	N/A	N/A
Voting is a privilege that comes with responsibilities and can be limited if adult U.S. citizens don't meet some requirements	27%	28%	27%	27%	27%	N/A	N/A




Do you believe Joe Biden should run for president in the 2024 election?

	February 2023	January 2023	October 2022	September 2022	August 2022	July 2022	June 2022
Total yes	64%	59%	N/A	N/A	N/A	N/A	N/A
Total no	36%	41%	N/A	N/A	N/A	N/A	N/A
Yes, definitely	33%	29%	N/A	N/A	N/A	N/A	N/A
Yes, probably	31%	31%	N/A	N/A	N/A	N/A	N/A
No, probably not	24%	23%	N/A	N/A	N/A	N/A	N/A
No, definitely not	11%	18%	N/A	N/A	N/A	N/A	N/A
Don't know	0%	0%	N/A	N/A	N/A	N/A	N/A



Next, we'd like your opinion on current topics.





Do you think abortions should be legal in all cases, legal in most cases, illegal in most cases, or illegal in all cases? - TQ

	February 2023	January 2023	October 2022	September 2022	August 2022	July 2022	June 2022
Total legal	79%	80%	81%	N/A	N/A	N/A	N/A
Total illegal	21%	20%	19%	N/A	N/A	N/A	N/A
Legal in all cases	42%	40%	42%	N/A	N/A	N/A	N/A
Legal in most cases	37%	39%	39%	N/A	N/A	N/A	N/A
Illegal in most cases	15%	15%	14%	N/A	N/A	N/A	N/A
Illegal in all cases	7%	6%	5%	N/A	N/A	N/A	N/A
Don't know	0%	0%	0%	N/A	N/A	N/A	N/A

Do you think marriage between same-sex couples should or should not be recognized by the law as valid, with the same rights as traditional marriages? - TQ



	February 2023	January 2023	October 2022	September 2022	August 2022	July 2022	June 2022
Should be valid	64%	66%	69%	68%	70%	67%	66%
Should not be valid	36%	34%	31%	32%	30%	33%	34%
Don't know	0%	0%	0%	0%	0%	0%	0%



Some groups are saying that ensuring the safety and wellbeing of everyone requires funding community services, schools and health care services while redirecting resources from and overhauling our police departments. Do you agree or disagree that this should happen? - QTQ

	February 2023	January 2023	October 2022	September 2022	August 2022	July 2022	June 2022
Total agree	59%	57%	60%	N/A	N/A	58%	58%
Total disagree	8%	9%	10%	N/A	N/A	12%	11%
Strongly agree	27%	22%	27%	N/A	N/A	23%	25%
Agree	32%	35%	33%	N/A	N/A	35%	33%
Neither agree or disagree	33%	34%	30%	N/A	N/A	30%	31%
Disagree	5%	6%	7%	N/A	N/A	9%	7%
Strongly disagree	3%	4%	3%	N/A	N/A	3%	4%
Don't know	0%	0%	0%	N/A	N/A	0%	0%



Have you watched video footage of police use of force against Tyre Nichols?

	February 2023	January 2023	October 2022	September 2022	August 2022	July 2022	June 2022
Yes	66%	N/A	N/A	N/A	N/A	N/A	N/A
No	34%	N/A	N/A	N/A	N/A	N/A	N/A
Don't know	0%	N/A	N/A	N/A	N/A	N/A	N/A



Was police use of force against Tyre Nichols justified?

	February 2023	January 2023	October 2022	September 2022	August 2022	July 2022	June 2022
Yes	18%	N/A	N/A	N/A	N/A	N/A	N/A
No	82%	N/A	N/A	N/A	N/A	N/A	N/A
Don't know	0%	N/A	N/A	N/A	N/A	N/A	N/A



Should police who used force against Tyre Nichols be found guilty?

	February 2023	January 2023	October 2022	September 2022	August 2022	July 2022	June 2022
Yes	90%	N/A	N/A	N/A	N/A	N/A	N/A
No	10%	N/A	N/A	N/A	N/A	N/A	N/A
Don't know	0%	N/A	N/A	N/A	N/A	N/A	N/A

How much have you heard about Florida Governor Ron DeSantis's decision to block the offering of Advanced Placement African American History in high schools?



	February 2023	January 2023	October 2022	September 2022	August 2022	July 2022	June 2022
A lot	31%	N/A	N/A	N/A	N/A	N/A	N/A
Some	25%	N/A	N/A	N/A	N/A	N/A	N/A
A little	18%	N/A	N/A	N/A	N/A	N/A	N/A
None	26%	N/A	N/A	N/A	N/A	N/A	N/A
Don't know	0%	N/A	N/A	N/A	N/A	N/A	N/A



Do you agree or disagree with DeSantis's decision to block the offering of Advanced Placement African American History?

	February 2023	January 2023	October 2022	September 2022	August 2022	July 2022	June 2022
Total agree	14%	N/A	N/A	N/A	N/A	N/A	N/A
Total disagree	65%	N/A	N/A	N/A	N/A	N/A	N/A
Strongly agree	7%	N/A	N/A	N/A	N/A	N/A	N/A
Agree	7%	N/A	N/A	N/A	N/A	N/A	N/A
Neither agree nor disagree	20%	N/A	N/A	N/A	N/A	N/A	N/A
Disagree	14%	N/A	N/A	N/A	N/A	N/A	N/A
Strongly disagree	51%	N/A	N/A	N/A	N/A	N/A	N/A
Don't know	0%	N/A	N/A	N/A	N/A	N/A	N/A



Do K-12 public schools today teach too much, too little, or the right amount about the history of Black Americans?

	February 2023	January 2023	October 2022	September 2022	August 2022	July 2022	June 2022
Too much	6%	N/A	N/A	N/A	N/A	N/A	N/A
Right amount	23%	N/A	N/A	N/A	N/A	N/A	N/A
Too little	70%	N/A	N/A	N/A	N/A	N/A	N/A
Don't know	0%	N/A	N/A	N/A	N/A	N/A	N/A



As you may know, a high-altitude Chinese balloon travelled across the United States and was shot down on order from President Biden. Since then, several other high-altitude objects have been shot down over the U.S. on order of the President. Do you approve or disapprove of President Biden's handling of these incidents?

	February 2023	January 2023	October 2022	September 2022	August 2022	July 2022	June 2022
Total approve	68%	N/A	N/A	N/A	N/A	N/A	N/A
Total disapprove	6%	N/A	N/A	N/A	N/A	N/A	N/A
Strongly approve	34%	N/A	N/A	N/A	N/A	N/A	N/A
Approve	34%	N/A	N/A	N/A	N/A	N/A	N/A
Neither approve or disapprove	26%	N/A	N/A	N/A	N/A	N/A	N/A
Disapprove	3%	N/A	N/A	N/A	N/A	N/A	N/A
Strongly disapprove	3%	N/A	N/A	N/A	N/A	N/A	N/A
Don't know	0%	N/A	N/A	N/A	N/A	N/A	N/A



Did you watch the Superbowl and half-time show?

	February 2023	January 2023	October 2022	September 2022	August 2022	July 2022	June 2022
Yes, I watched both	56%	N/A	N/A	N/A	N/A	N/A	N/A
Only half-time show	15%	N/A	N/A	N/A	N/A	N/A	N/A
Only Superbowl	9%	N/A	N/A	N/A	N/A	N/A	N/A
No, neither	20%	N/A	N/A	N/A	N/A	N/A	N/A
Don't know	0%	N/A	N/A	N/A	N/A	N/A	N/A



How would you rate Rihanna's half-time performance on a scale from 0-10? (Among those who watched)

	February 2023	January 2023	October 2022	September 2022	August 2022	July 2022	June 2022
Mean	7.6	N/A	N/A	N/A	N/A	N/A	N/A
Total good (6-10)	79%	N/A	N/A	N/A	N/A	N/A	N/A
Total not good (0-5)	21%	N/A	N/A	N/A	N/A	N/A	N/A
Very good (8-10)	61%	N/A	N/A	N/A	N/A	N/A	N/A
Somewhat good (6-7)	18%	N/A	N/A	N/A	N/A	N/A	N/A
Not very good (3-5)	15%	N/A	N/A	N/A	N/A	N/A	N/A
Not good at all (0-2)	6%	N/A	N/A	N/A	N/A	N/A	N/A
Don't know	0%	N/A	N/A	N/A	N/A	N/A	N/A



Of the last 5 half-time performers, which ONE has been your favorite?

	February 2023	January 2023	October 2022	September 2022	August 2022	July 2022	June 2022
2022 - Eminem, Dr. Dre, Snoop Dogg, Kendrick Lamar, Mary J Blige	50%	N/A	N/A	N/A	N/A	N/A	N/A
2023 - Rihanna	32%	N/A	N/A	N/A	N/A	N/A	N/A
2021 - The Weeknd	9%	N/A	N/A	N/A	N/A	N/A	N/A
2020 - Shakira, Jennifer Lopez, Bad Bunny, J Balvin	7%	N/A	N/A	N/A	N/A	N/A	N/A
2019 - Maroon 5, Travis Scott, Big Boi	2%	N/A	N/A	N/A	N/A	N/A	N/A
Don't know	0%	N/A	N/A	N/A	N/A	N/A	N/A



Prior to the game, were you aware this was the first Superbowl with two Black starting quarterbacks?

	February 2023	January 2023	October 2022	September 2022	August 2022	July 2022	June 2022
Yes	65%	N/A	N/A	N/A	N/A	N/A	N/A
No	35%	N/A	N/A	N/A	N/A	N/A	N/A
Don't know	0%	N/A	N/A	N/A	N/A	N/A	N/A



Do you think the NFL has done too much, just enough, or not enough to show respect for its Black players?

	February 2023	January 2023	October 2022	September 2022	August 2022	July 2022	June 2022
Too much	6%	N/A	N/A	N/A	N/A	N/A	N/A
Just enough	45%	N/A	N/A	N/A	N/A	N/A	N/A
Not enough	49%	N/A	N/A	N/A	N/A	N/A	N/A
Don't know	0%	N/A	N/A	N/A	N/A	N/A	N/A