



# BlackTrack January 2023

## Survey of Black Registered Voters

---

January 13-16, 2023

N = 1014

MOE = +/- 3.1%

National

Online

**DRAFT**



# Table of Contents

- [Did you vote in the 2012 election between Barack Obama and Mitt Romney? - TQ](#)
- [Did you vote in the 2016 election between Hillary Clinton and Donald Trump? - TQ](#)
- [Did you vote in the 2018 midterm elections in your state for Congress and other state and local races? - TQ](#)
- [Did you vote in the 2020 election between Joe Biden and Donald Trump? - TQ](#)
- [Who did you vote for in 2020? - TQ \(Among those who voted\)](#)
- [Did you vote in the 2022 midterm elections in your state for Congress and other state and local races? - TQ](#)
- [In politics TODAY, do you consider yourself a Republican, Democrat, or Independent? \[If Republican/Democrat\] Do you consider yourself a STRONG \[Republican/Democrat\] or NOT a strong \[Republican/Democrat\]? \[If Independent\] Do you LEAN more towards the Republican Party or the Democratic Party? - TQ](#)
- [When thinking about the direction in which the country is headed, generally speaking, are you very satisfied, satisfied, dissatisfied, or very dissatisfied with the direction in which the country is headed? - TQ SSA](#)
- [Do you approve or disapprove of the job Joe Biden is doing as president? - TQ SSB](#)
- [Do you approve or disapprove of the job the Biden Administration is doing to address the needs of Black people? - TQ SSA](#)
- [Do you approve or disapprove of the job Democrats are doing in the United States Congress? - TQ SSB](#)
- [Do you approve or disapprove of the job the Justices are doing on the U.S. Supreme Court? - TQ](#)
- [What issues should President Biden's top priority be to improve your community? Please select the top 3. - TQ SSA](#)
- [Below is a list of issues. Please select three that are most important to you. - Comms ToC SSB](#)
- [Mean - Now, we'd like you to rate how you feel about some people and some groups of people using a scale from 0-10.](#)
- [Joe Biden - TQ - Now, we'd like you to rate how you feel about some people and some groups of people using a scale from 0-10.](#)
- [Kamala Harris - TQ - Now, we'd like you to rate how you feel about some people and some groups of people using a scale from 0-10.](#)
- [Black Lives Matter - TQ - Now, we'd like you to rate how you feel about some people and some groups of people using a scale from 0-10.](#)
- [Police - TQ - Now, we'd like you to rate how you feel about some people and some groups of people using a scale from 0-10.](#)
- [Elon Musk - Now, we'd like you to rate how you feel about some people and some groups of people using a scale from 0-10.](#)
- [Hakeem Jeffries - Now, we'd like you to rate how you feel about some people and some groups of people using a scale from 0-10.](#)
- [Kevin McCarthy - Now, we'd like you to rate how you feel about some people and some groups of people using a scale from 0-10.](#)
- [Raphael Warnock - QTO - Now, we'd like you to rate how you feel about some people and some groups of people using a scale from 0-10.](#)
- [Has your life gotten better, worse or stayed about the same since Joe Biden became president? - TQ](#)
- [What has Joe Biden done that has improved your life? Please select the top 2. \(Among those whose life has gotten better\) - TQ](#)
- [No matter how frequently you vote in elections, how much power do you feel that your vote has to make change on issues that matter to you? Rate on a scale from 0-10. - TQ SSA](#)
- [No matter how frequently you vote in elections, how much power do you feel that the Black community has to make change on issues that matter most to their community? Rate on a scale from 0-10. - SSB](#)
- [How much do you agree or disagree with the following statement: The Democratic Party is making progress on issues affecting Black voters. - TQ](#)



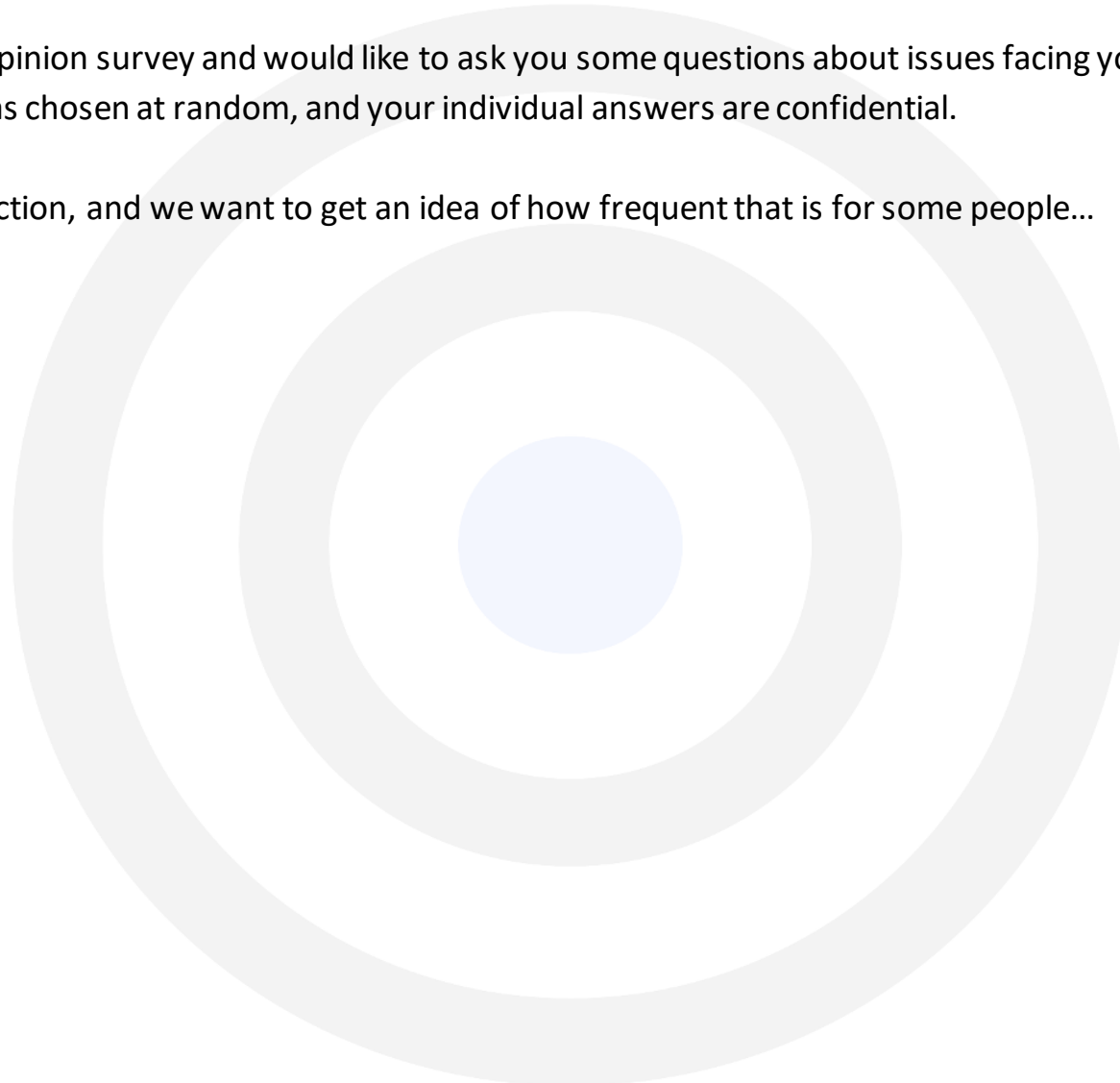
# Table of Contents

---

- [Do you think abortions should be legal in all cases, legal in most cases, illegal in most cases, or illegal in all cases? - TQ](#)
- [Do you think marriage between same-sex couples should or should not be recognized by the law as valid, with the same rights as traditional marriages? - TQ](#)
- [Some groups are saying that ensuring the safety and well being of everyone requires funding community services, schools and health care services while redirecting resources from and overhauling our police departments. Do you agree or disagree that this should happen? - QTO](#)
- [Have you or someone you know been directly impacted by opioid addiction? - Comms](#)
- [Do you approve or disapprove of the way Elon Musk is running Twitter? - Comms](#)
- [Would you approve or disapprove of the Department of Justice issuing a criminal indictment of Donald Trump for his role in the events of January 6, 2021? - Comms](#)
- [Has Congress accomplished more, less, or about the same over the past two years \(2021-2022\) than it had in the prior two years \(2019-2020\)? - Comms](#)
- [Will Congress accomplish more, less, or about the same in the next two years \(2023-2024\) than in the previous two years \(2021-2022\)? - Comms](#)
- [Compared to 2022, do you think the amount of political division in the country is more likely to increase, decrease, or stay the same in 2023? - Comms](#)
- [Compared to 2022, do you think the amount of political violence in the country is more likely to increase, decrease, or stay the same in 2023? - Comms](#)

We are conducting a national opinion survey and would like to ask you some questions about issues facing your state and community. This is a research study. Your name was chosen at random, and your individual answers are confidential.

It is fairly normal to miss an election, and we want to get an idea of how frequent that is for some people...



**DRAFT**



	January 2023	October 2022	September 2022	August 2022	July 2022	June 2022
Yes, I voted	83%	87%	86%	85%	83%	86%
No, I did not vote	12%	8%	8%	9%	12%	9%
No, I was not eligible	5%	5%	6%	6%	5%	4%
Don't remember	0%	0%	0%	0%	0%	0%



	January 2023	October 2022	September 2022	August 2022	July 2022	June 2022
Yes, I voted	80%	85%	85%	82%	80%	83%
No, I did not vote	16%	11%	12%	13%	15%	13%
No, I was not eligible	5%	4%	4%	5%	5%	3%
Don't remember	0%	0%	0%	0%	0%	0%

Did you vote in the 2018 midterm elections in your state for Congress and other state and local races? - TQ



	January 2023	October 2022	September 2022	August 2022	July 2022	June 2022
Yes, I voted	74%	79%	79%	77%	73%	74%
No, I did not vote	22%	18%	18%	20%	23%	23%
No, I was not eligible	4%	3%	3%	4%	4%	3%
Don't remember	0%	0%	0%	0%	0%	0%

**DRAFT**



	January 2023	October 2022	September 2022	August 2022	July 2022	June 2022
Yes, I voted	86%	92%	91%	90%	87%	89%
No, I did not vote	12%	6%	7%	8%	12%	9%
No, I was not eligible	2%	2%	1%	2%	1%	1%
Don't remember	0%	0%	0%	0%	0%	0%



## Who did you vote for in 2020? - TQ (Among those who voted)



	January 2023	October 2022	September 2022	August 2022	July 2022	June 2022
Donald Trump	13%	12%	12%	10%	10%	11%
Joe Biden	85%	87%	86%	89%	89%	87%
Howie Hawkins	1%	1%	1%	1%	1%	1%
Jo Jorgensen	1%	1%	1%	1%	1%	1%
Don't remember	0%	0%	0%	0%	0%	0%



Did you vote in the 2022 midterm elections in your state for Congress and other state and local races? - TQ

	January 2023	October 2022	September 2022	August 2022	July 2022	June 2022
Yes, I voted	78%	N/A	N/A	N/A	N/A	N/A
No, I did not vote	21%	N/A	N/A	N/A	N/A	N/A
No, I was not eligible	1%	N/A	N/A	N/A	N/A	N/A
Don't remember	0%	N/A	N/A	N/A	N/A	N/A

**DRAFT**

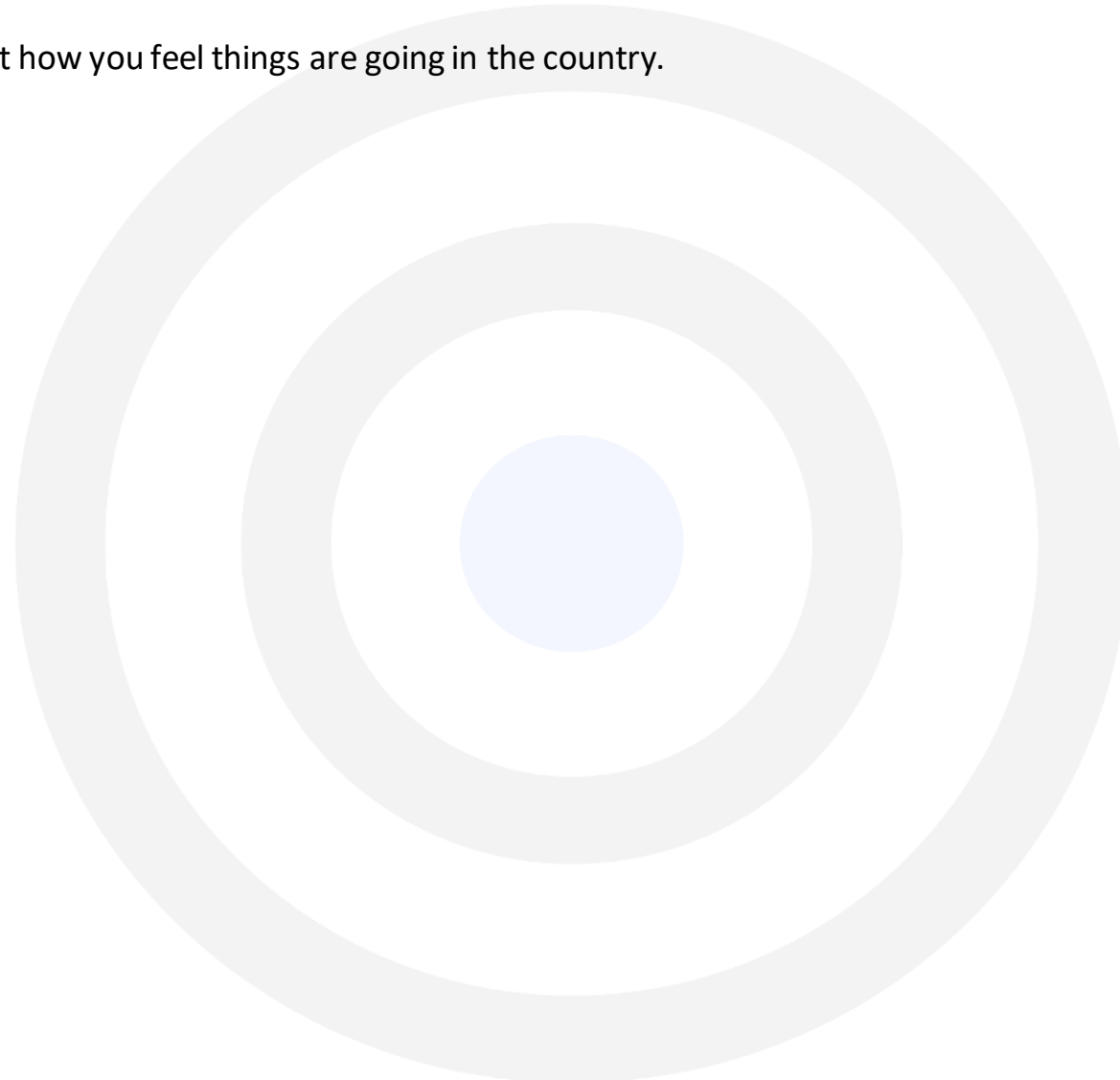


In politics TODAY, do you consider yourself a Republican, Democrat, or Independent? [If Republican/Democrat] Do you consider yourself a STRONG [Republican/Democrat] or NOT a strong [Republican/Democrat]? [If Independent] Do you LEAN more towards the Republican Party or the Democratic Party? - TQ

	January 2023	October 2022	September 2022	August 2022	July 2022	June 2022
<b>Total Democrat</b>	<b>79%</b>	<b>83%</b>	<b>83%</b>	<b>81%</b>	<b>79%</b>	<b>81%</b>
<b>Total Republican</b>	<b>12%</b>	<b>10%</b>	<b>10%</b>	<b>8%</b>	<b>10%</b>	<b>9%</b>
Strong Democrat	57%	60%	58%	59%	55%	57%
Not a strong Democrat	20%	18%	20%	16%	20%	19%
Independent, lean Democrat	3%	5%	5%	5%	4%	5%
Pure Independent	9%	7%	7%	11%	11%	10%
Independent, lean Republican	2%	2%	2%	2%	1%	1%
Not a strong Republican	4%	4%	3%	2%	4%	3%
Strong Republican	6%	4%	4%	4%	5%	4%
Other	0%	0%	0%	0%	0%	0%



Next, are some questions about how you feel things are going in the country.



**DRAFT**



When thinking about the direction in which the country is headed, generally speaking, are you very satisfied, satisfied, dissatisfied, or very dissatisfied with the direction in which the country is headed? - TQ SSA

	January 2023	October 2022	September 2022	August 2022	July 2022	June 2022
<b>Total satisfied</b>	<b>58%</b>	<b>61%</b>	<b>60%</b>	<b>53%</b>	<b>50%</b>	<b>51%</b>
<b>Total dissatisfied</b>	<b>42%</b>	<b>39%</b>	<b>40%</b>	<b>47%</b>	<b>50%</b>	<b>49%</b>
Very satisfied	21%	28%	24%	24%	22%	20%
Satisfied	37%	33%	36%	29%	29%	31%
Dissatisfied	32%	30%	30%	35%	35%	33%
Very dissatisfied	11%	10%	11%	12%	15%	16%
Don't know	0%	0%	0%	0%	0%	0%

**DRAFT**

## Do you approve or disapprove of the job Joe Biden is doing as president? - TQ SSB



	January 2023	October 2022	September 2022	August 2022	July 2022	June 2022
<b>Total approve</b>	<b>74%</b>	<b>78%</b>	<b>79%</b>	<b>78%</b>	<b>72%</b>	<b>77%</b>
<b>Total disapprove</b>	<b>26%</b>	<b>22%</b>	<b>21%</b>	<b>22%</b>	<b>28%</b>	<b>23%</b>
Strongly approve	35%	41%	43%	41%	33%	38%
Somewhat approve	40%	37%	37%	37%	40%	39%
Somewhat disapprove	14%	13%	12%	15%	17%	12%
Strongly disapprove	11%	9%	9%	7%	11%	11%
Don't know	0%	0%	0%	0%	0%	0%

DRAFT

Do you approve or disapprove of the job the Biden Administration is doing to address the needs of Black people? - TQ SSA



	January 2023	October 2022	September 2022	August 2022	July 2022	June 2022
<b>Total approve</b>	<b>70%</b>	<b>76%</b>	<b>74%</b>	<b>73%</b>	<b>70%</b>	<b>74%</b>
<b>Total disapprove</b>	<b>30%</b>	<b>24%</b>	<b>26%</b>	<b>27%</b>	<b>30%</b>	<b>26%</b>
Strongly approve	26%	36%	31%	28%	27%	29%
Somewhat approve	44%	40%	43%	44%	42%	45%
Somewhat disapprove	19%	16%	15%	19%	17%	16%
Strongly disapprove	10%	8%	11%	9%	13%	10%
Don't know	0%	0%	0%	0%	0%	0%

**DRAFT**



Do you approve or disapprove of the job Democrats are doing in the United States Congress? - TQ SSB

	January 2023	October 2022	September 2022	August 2022	July 2022	June 2022
<b>Total approve</b>	<b>74%</b>	<b>80%</b>	<b>82%</b>	<b>81%</b>	<b>70%</b>	<b>76%</b>
<b>Total disapprove</b>	<b>26%</b>	<b>20%</b>	<b>18%</b>	<b>19%</b>	<b>30%</b>	<b>24%</b>
Strongly approve	31%	39%	43%	35%	27%	30%
Somewhat approve	43%	40%	39%	45%	43%	46%
Somewhat disapprove	16%	13%	11%	14%	19%	15%
Strongly disapprove	10%	7%	7%	5%	11%	9%
Don't know	0%	0%	0%	0%	0%	0%

**DRAFT**





Do you approve or disapprove of the job the Justices are doing on the U.S. Supreme Court? - TQ

	January 2023	October 2022	September 2022	August 2022	July 2022	June 2022
<b>Total approve</b>	<b>50%</b>	<b>54%</b>	<b>50%</b>	<b>45%</b>	<b>41%</b>	<b>42%</b>
<b>Total disapprove</b>	<b>50%</b>	<b>46%</b>	<b>50%</b>	<b>55%</b>	<b>59%</b>	<b>58%</b>
Strongly approve	16%	18%	18%	15%	15%	15%
Somewhat approve	34%	36%	32%	30%	27%	27%
Somewhat disapprove	33%	27%	28%	31%	28%	23%
Strongly disapprove	16%	20%	22%	24%	31%	34%
Don't know	0%	0%	0%	0%	0%	0%

**DRAFT**



What issues should President Biden's top priority be to improve your community? Please select the top 3. - TQ SSA

	January 2023	October 2022	September 2022	August 2022	July 2022	June 2022
Inflation or cost of living	50%	N/A	51%	50%	48%	57%
Gun violence	32%	N/A	34%	38%	N/A	N/A
Job opportunities and increasing wages	27%	N/A	26%	25%	27%	30%
Health care	25%	N/A	19%	19%	21%	27%
Crime and violence	24%	N/A	30%	23%	34%	33%
Reducing racism and discrimination	21%	N/A	22%	24%	27%	26%
Climate change	18%	N/A	15%	16%	16%	15%
Abortion rights	18%	N/A	29%	27%	33%	25%
COVID-19 economic recovery	16%	N/A	17%	20%	24%	23%
Voting rights	12%	N/A	14%	15%	19%	21%
Student loan debt	12%	N/A	13%	13%	15%	11%
The spread of COVID-19	11%	N/A	11%	13%	16%	12%
Criminal justice reform	10%	N/A	11%	10%	12%	13%
Immigration	10%	N/A	7%	6%	7%	6%
Don't know	0%	N/A	0%	0%	0%	0%

**DRAFT**



Below is a list of issues. Please select three that are most important to you. - Comms ToC SSB

	January 2023	October 2022	September 2022	August 2022	July 2022	June 2022
Inflation and cost of living	51%	N/A	N/A	N/A	N/A	N/A
Racism and discrimination	37%	N/A	N/A	N/A	N/A	N/A
Gun violence	32%	N/A	N/A	N/A	N/A	N/A
Jobs and the economy	30%	N/A	N/A	N/A	N/A	N/A
Health care	28%	N/A	N/A	N/A	N/A	N/A
Crime	22%	N/A	N/A	N/A	N/A	N/A
Criminal justice/police brutality	18%	N/A	N/A	N/A	N/A	N/A
Climate change and the environment	17%	N/A	N/A	N/A	N/A	N/A
Abortion access	14%	N/A	N/A	N/A	N/A	N/A
Education	13%	N/A	N/A	N/A	N/A	N/A
Student loans	10%	N/A	N/A	N/A	N/A	N/A
Immigration	8%	N/A	N/A	N/A	N/A	N/A
National Security	7%	N/A	N/A	N/A	N/A	N/A
Don't know	0%	N/A	N/A	N/A	N/A	N/A

**DRAFT**



Mean - Now, we'd like you to rate how you feel about some people and some groups of people using a scale from 0-10.

	January 2023	October 2022	September 2022	August 2022	July 2022	June 2022
Black Lives Matter - TQ	7.4	7.6	7.6	7.8	7.9	7.9
Kamala Harris - TQ	6.9	7.2	7.2	7.2	7.0	7.0
Joe Biden - TQ	6.8	7.4	7.3	7.3	6.9	7.0
Raphael Warnock - QTQ	6.3	N/A	N/A	N/A	N/A	N/A
Hakeem Jeffries	6.3	N/A	N/A	N/A	N/A	N/A
Police - TQ	4.9	5.1	5.1	5.0	4.8	4.9
Elon Musk	3.9	N/A	N/A	N/A	N/A	N/A
Kevin McCarthy	3.7	N/A	N/A	N/A	N/A	N/A

**DRAFT**

Joe Biden - TQ - Now, we'd like you to rate how you feel about some people and some groups of people using a scale from 0-10.



	January 2023	October 2022	September 2022	August 2022	July 2022	June 2022
<b>Total favorable (6 - 10)</b>	<b>67%</b>	<b>73%</b>	<b>72%</b>	<b>69%</b>	<b>65%</b>	<b>69%</b>
<b>Total unfavorable (0 - 4)</b>	<b>20%</b>	<b>15%</b>	<b>16%</b>	<b>15%</b>	<b>18%</b>	<b>17%</b>
<b>Net favorable</b>	<b>47%</b>	<b>58%</b>	<b>56%</b>	<b>55%</b>	<b>47%</b>	<b>52%</b>
Very favorable (8 - 10)	50%	59%	58%	56%	51%	52%
Somewhat favorable (6 - 7)	17%	15%	14%	14%	14%	17%
Neutral (5)	12%	11%	11%	15%	15%	13%
Somewhat unfavorable (3 - 4)	8%	6%	6%	7%	7%	7%
Very unfavorable (0 - 2)	12%	9%	10%	7%	11%	11%
Don't know/Never heard of	2%	1%	1%	1%	2%	1%
Name ID	98%	99%	99%	99%	98%	99%

**DRAFT**

Kamala Harris - TQ - Now, we'd like you to rate how you feel about some people and some groups of people using a scale from 0-10.



	January 2023	October 2022	September 2022	August 2022	July 2022	June 2022
<b>Total favorable (6 - 10)</b>	<b>65%</b>	<b>69%</b>	<b>70%</b>	<b>67%</b>	<b>63%</b>	<b>65%</b>
<b>Total unfavorable (0 - 4)</b>	<b>17%</b>	<b>16%</b>	<b>16%</b>	<b>16%</b>	<b>18%</b>	<b>17%</b>
<b>Net favorable</b>	<b>48%</b>	<b>53%</b>	<b>54%</b>	<b>51%</b>	<b>45%</b>	<b>48%</b>
Very favorable (8 - 10)	51%	58%	56%	54%	51%	51%
Somewhat favorable (6 - 7)	13%	11%	14%	13%	12%	14%
Neutral (5)	15%	13%	13%	15%	16%	15%
Somewhat unfavorable (3 - 4)	6%	5%	6%	8%	7%	7%
Very unfavorable (0 - 2)	11%	10%	10%	8%	11%	10%
Don't know/Never heard of	3%	2%	2%	2%	4%	3%
Name ID	97%	98%	98%	98%	96%	97%

**DRAFT**

Black Lives Matter - TQ - Now, we'd like you to rate how you feel about some people and some groups of people using a scale from 0-10.



	January 2023	October 2022	September 2022	August 2022	July 2022	June 2022
<b>Total favorable (6 - 10)</b>	<b>70%</b>	<b>72%</b>	<b>71%</b>	<b>75%</b>	<b>73%</b>	<b>76%</b>
<b>Total unfavorable (0 - 4)</b>	<b>14%</b>	<b>12%</b>	<b>11%</b>	<b>12%</b>	<b>10%</b>	<b>10%</b>
<b>Net favorable</b>	<b>56%</b>	<b>60%</b>	<b>61%</b>	<b>63%</b>	<b>63%</b>	<b>67%</b>
Very favorable (8 - 10)	58%	62%	61%	65%	65%	66%
Somewhat favorable (6 - 7)	12%	9%	11%	10%	8%	10%
Neutral (5)	14%	15%	16%	12%	15%	12%
Somewhat unfavorable (3 - 4)	4%	4%	4%	5%	3%	3%
Very unfavorable (0 - 2)	10%	8%	7%	6%	7%	7%
Don't know/Never heard of	3%	1%	1%	1%	2%	1%
Name ID	97%	99%	99%	99%	98%	99%

**DRAFT**

Police - TQ - Now, we'd like you to rate how you feel about some people and some groups of people using a scale from 0-10.



	January 2023	October 2022	September 2022	August 2022	July 2022	June 2022
<b>Total favorable (6 - 10)</b>	<b>35%</b>	<b>37%</b>	<b>36%</b>	<b>37%</b>	<b>33%</b>	<b>35%</b>
<b>Total unfavorable (0 - 4)</b>	<b>35%</b>	<b>31%</b>	<b>31%</b>	<b>34%</b>	<b>36%</b>	<b>35%</b>
<b>Net favorable</b>	<b>0%</b>	<b>7%</b>	<b>4%</b>	<b>3%</b>	<b>-4%</b>	<b>0%</b>
Very favorable (8 - 10)	21%	23%	21%	22%	21%	21%
Somewhat favorable (6 - 7)	15%	14%	14%	16%	12%	14%
Neutral (5)	28%	30%	32%	27%	29%	28%
Somewhat unfavorable (3 - 4)	13%	11%	12%	14%	12%	13%
Very unfavorable (0 - 2)	22%	20%	20%	21%	24%	22%
Don't know/Never heard of	2%	2%	1%	1%	2%	2%
Name ID	98%	98%	99%	99%	98%	98%

**DRAFT**





Elon Musk - Now, we'd like you to rate how you feel about some people and some groups of people using a scale from 0-10.

	January 2023	October 2022	September 2022	August 2022	July 2022	June 2022
<b>Total favorable (6 - 10)</b>	<b>23%</b>	<b>N/A</b>	<b>N/A</b>	<b>N/A</b>	<b>N/A</b>	<b>N/A</b>
<b>Total unfavorable (0 - 4)</b>	<b>45%</b>	<b>N/A</b>	<b>N/A</b>	<b>N/A</b>	<b>N/A</b>	<b>N/A</b>
<b>Net favorable</b>	<b>-22%</b>	<b>N/A</b>	<b>N/A</b>	<b>N/A</b>	<b>N/A</b>	<b>N/A</b>
Very favorable (8 - 10)	14%	N/A	N/A	N/A	N/A	N/A
Somewhat favorable (6 - 7)	9%	N/A	N/A	N/A	N/A	N/A
Neutral (5)	24%	N/A	N/A	N/A	N/A	N/A
Somewhat unfavorable (3 - 4)	12%	N/A	N/A	N/A	N/A	N/A
Very unfavorable (0 - 2)	32%	N/A	N/A	N/A	N/A	N/A
Don't know/Never heard of	8%	N/A	N/A	N/A	N/A	N/A
Name ID	92%	N/A	N/A	N/A	N/A	N/A

**DRAFT**



Hakeem Jeffries - Now, we'd like you to rate how you feel about some people and some groups of people using a scale from 0-10.

	January 2023	October 2022	September 2022	August 2022	July 2022	June 2022
<b>Total favorable (6 - 10)</b>	<b>34%</b>	<b>N/A</b>	<b>N/A</b>	<b>N/A</b>	<b>N/A</b>	<b>N/A</b>
<b>Total unfavorable (0 - 4)</b>	<b>14%</b>	<b>N/A</b>	<b>N/A</b>	<b>N/A</b>	<b>N/A</b>	<b>N/A</b>
<b>Net favorable</b>	<b>20%</b>	<b>N/A</b>	<b>N/A</b>	<b>N/A</b>	<b>N/A</b>	<b>N/A</b>
Very favorable (8 - 10)	25%	N/A	N/A	N/A	N/A	N/A
Somewhat favorable (6 - 7)	9%	N/A	N/A	N/A	N/A	N/A
Neutral (5)	20%	N/A	N/A	N/A	N/A	N/A
Somewhat unfavorable (3 - 4)	7%	N/A	N/A	N/A	N/A	N/A
Very unfavorable (0 - 2)	7%	N/A	N/A	N/A	N/A	N/A
Don't know/Never heard of	32%	N/A	N/A	N/A	N/A	N/A
Name ID	68%	N/A	N/A	N/A	N/A	N/A

**DRAFT**

Kevin McCarthy - Now, we'd like you to rate how you feel about some people and some groups of people using a scale from 0-10.



	January 2023	October 2022	September 2022	August 2022	July 2022	June 2022
<b>Total favorable (6 - 10)</b>	<b>17%</b>	<b>N/A</b>	<b>N/A</b>	<b>N/A</b>	<b>N/A</b>	<b>N/A</b>
<b>Total unfavorable (0 - 4)</b>	<b>42%</b>	<b>N/A</b>	<b>N/A</b>	<b>N/A</b>	<b>N/A</b>	<b>N/A</b>
<b>Net favorable</b>	<b>-25%</b>	<b>N/A</b>	<b>N/A</b>	<b>N/A</b>	<b>N/A</b>	<b>N/A</b>
Very favorable (8 - 10)	11%	N/A	N/A	N/A	N/A	N/A
Somewhat favorable (6 - 7)	6%	N/A	N/A	N/A	N/A	N/A
Neutral (5)	24%	N/A	N/A	N/A	N/A	N/A
Somewhat unfavorable (3 - 4)	11%	N/A	N/A	N/A	N/A	N/A
Very unfavorable (0 - 2)	31%	N/A	N/A	N/A	N/A	N/A
Don't know/Never heard of	17%	N/A	N/A	N/A	N/A	N/A
Name ID	83%	N/A	N/A	N/A	N/A	N/A

**DRAFT**

Raphael Warnock - QTQ - Now, we'd like you to rate how you feel about some people and some groups of people using a scale from 0-10.



	January 2023	October 2022	September 2022	August 2022	July 2022	June 2022
<b>Total favorable (6 - 10)</b>	<b>37%</b>	<b>N/A</b>	<b>N/A</b>	<b>N/A</b>	<b>N/A</b>	<b>N/A</b>
<b>Total unfavorable (0 - 4)</b>	<b>15%</b>	<b>N/A</b>	<b>N/A</b>	<b>N/A</b>	<b>N/A</b>	<b>N/A</b>
<b>Net favorable</b>	<b>22%</b>	<b>N/A</b>	<b>N/A</b>	<b>N/A</b>	<b>N/A</b>	<b>N/A</b>
Very favorable (8 - 10)	28%	N/A	N/A	N/A	N/A	N/A
Somewhat favorable (6 - 7)	9%	N/A	N/A	N/A	N/A	N/A
Neutral (5)	19%	N/A	N/A	N/A	N/A	N/A
Somewhat unfavorable (3 - 4)	7%	N/A	N/A	N/A	N/A	N/A
Very unfavorable (0 - 2)	8%	N/A	N/A	N/A	N/A	N/A
Don't know/Never heard of	28%	N/A	N/A	N/A	N/A	N/A
Name ID	72%	N/A	N/A	N/A	N/A	N/A

**DRAFT**

Has your life gotten better, worse or stayed about the same since Joe Biden became president? - TQ



	January 2023	October 2022	September 2022	August 2022	July 2022	June 2022
Gotten better	25%	N/A	29%	28%	23%	24%
Stayed about the same	55%	N/A	52%	54%	56%	56%
Gotten worse	19%	N/A	19%	18%	21%	21%

**DRAFT**



What has Joe Biden done that has improved your life? Please select the top 2. (Among those whose life has gotten better) - TQ

	January 2023	October 2022	September 2022	August 2022	July 2022	June 2022
Stimulus checks to help people through the recession	40%	N/A	43%	42%	40%	45%
Distributed COVID vaccines to majority of Americans	27%	N/A	30%	32%	34%	35%
Strengthening accessibility to health care through Affordable Care Act	22%	N/A	18%	19%	17%	12%
Created 5.6 million new jobs, more than any other president in their first year	21%	N/A	18%	24%	17%	20%
Paused payments on all federal student loans	18%	N/A	15%	13%	16%	13%
Child tax credit to every household with a combined income less than \$150,000 a year	18%	N/A	20%	14%	22%	18%
Passed an infrastructure bill that will help create 15 million jobs	17%	N/A	21%	20%	12%	17%
COVID relief for businesses to stimulate the economic recovery	13%	N/A	13%	15%	14%	17%
Expanded unemployment benefits during the pandemic	9%	N/A	12%	14%	15%	14%
Re-joined the international Paris Climate Accord to tackle climate change	8%	N/A	10%	8%	13%	10%
Don't know	0%	N/A	0%	0%	0%	0%

DRAFT



No matter how frequently you vote in elections, how much power do you feel that your vote has to make change on issues that matter to you? Rate on a scale from 0-10. - TQ SSA

	January 2023	October 2022	September 2022	August 2022	July 2022	June 2022
<b>Mean</b>	<b>5.8</b>	<b>6.4</b>	<b>6.7</b>	<b>6.6</b>	<b>6.1</b>	<b>6.4</b>
<b>Total powerful (6-10)</b>	<b>55%</b>	<b>65%</b>	<b>67%</b>	<b>64%</b>	<b>55%</b>	<b>62%</b>
<b>Total not powerful (0-5)</b>	<b>45%</b>	<b>35%</b>	<b>31%</b>	<b>33%</b>	<b>43%</b>	<b>35%</b>
Extremely powerful (8-10)	32%	43%	48%	43%	37%	42%
Somewhat powerful (6-7)	23%	22%	18%	20%	17%	19%
Not very powerful (3-5)	28%	21%	19%	21%	27%	21%
Not powerful at all (0-2)	17%	14%	13%	12%	16%	14%
Don't know	0%	0%	2%	3%	3%	3%



No matter how frequently you vote in elections, how much power do you feel that the Black community has to make change on issues that matter most to their community? Rate on a scale from 0-10. - SSB

	January 2023	October 2022	September 2022	August 2022	July 2022	June 2022
<b>Mean</b>	<b>5.9</b>	<b>6.1</b>	<b>6.5</b>	<b>6.3</b>	<b>6</b>	<b>6.1</b>
<b>Total powerful (6-10)</b>	<b>55%</b>	<b>60%</b>	<b>63%</b>	<b>60%</b>	<b>56%</b>	<b>58%</b>
<b>Total not powerful (0-5)</b>	<b>45%</b>	<b>40%</b>	<b>34%</b>	<b>37%</b>	<b>41%</b>	<b>39%</b>
Extremely powerful (8-10)	30%	36%	41%	41%	36%	40%
Somewhat powerful (6-7)	25%	24%	23%	18%	20%	18%
Not very powerful (3-5)	30%	25%	22%	23%	24%	22%
Not powerful at all (0-2)	14%	15%	13%	15%	17%	17%
Don't know	0%	0%	2%	3%	3%	3%



How much do you agree or disagree with the following statement: The Democratic Party is making progress on issues affecting Black voters. -


TQ



	January 2023	October 2022	September 2022	August 2022	July 2022	June 2022
<b>Total agree</b>	<b>49%</b>	<b>56%</b>	<b>56%</b>	<b>50%</b>	<b>44%</b>	<b>47%</b>
<b>Total disagree</b>	<b>16%</b>	<b>14%</b>	<b>14%</b>	<b>17%</b>	<b>18%</b>	<b>18%</b>
Strongly agree	18%	24%	23%	21%	18%	17%
Agree	31%	32%	33%	30%	27%	30%
Neither agree nor disagree	35%	30%	30%	32%	38%	35%
Disagree	10%	9%	9%	11%	12%	10%
Strongly disagree	6%	5%	5%	6%	6%	7%
Don't know	0%	0%	0%	0%	0%	0%



Next, we'd like your opinion on current topics.



**DRAFT**



Do you think abortions should be legal in all cases, legal in most cases, illegal in most cases, or illegal in all cases? - TQ

	January 2023	October 2022	September 2022	August 2022	July 2022	June 2022
<b>Total legal</b>	<b>80%</b>	<b>81%</b>	<b>N/A</b>	<b>N/A</b>	<b>N/A</b>	<b>N/A</b>
<b>Total illegal</b>	<b>20%</b>	<b>19%</b>	<b>N/A</b>	<b>N/A</b>	<b>N/A</b>	<b>N/A</b>
Legal in all cases	40%	42%	N/A	N/A	N/A	N/A
Legal in most cases	39%	39%	N/A	N/A	N/A	N/A
Illegal in most cases	15%	14%	N/A	N/A	N/A	N/A
Illegal in all cases	6%	5%	N/A	N/A	N/A	N/A
Don't know	0%	0%	N/A	N/A	N/A	N/A

**DRAFT**



	January 2023	October 2022	September 2022	August 2022	July 2022	June 2022
Should be valid	66%	69%	68%	70%	67%	66%
Should not be valid	34%	31%	32%	30%	33%	34%
Don't know	0%	0%	0%	0%	0%	0%

Some groups are saying that ensuring the safety and wellbeing of everyone requires funding community services, schools and health care services while redirecting resources from and overhauling our police departments. Do you agree or disagree that this should happen? - QTQ



	January 2023	October 2022	September 2022	August 2022	July 2022	June 2022
<b>Total agree</b>	<b>57%</b>	<b>60%</b>	<b>N/A</b>	<b>N/A</b>	<b>58%</b>	<b>58%</b>
<b>Total disagree</b>	<b>9%</b>	<b>10%</b>	<b>N/A</b>	<b>N/A</b>	<b>12%</b>	<b>11%</b>
Strongly agree	22%	27%	N/A	N/A	23%	25%
Agree	35%	33%	N/A	N/A	35%	33%
Neither agree or disagree	34%	30%	N/A	N/A	30%	31%
Disagree	6%	7%	N/A	N/A	9%	7%
Strongly disagree	4%	3%	N/A	N/A	3%	4%
Don't know	0%	0%	N/A	N/A	0%	0%

Have you or someone you know been directly impacted by opioid addiction? - Comms



	January 2023	October 2022	September 2022	August 2022	July 2022	June 2022
Yes, I have been directly impacted	11%	N/A	N/A	N/A	N/A	N/A
Yes, someone I know has been directly impacted	26%	N/A	N/A	N/A	N/A	N/A
No	63%	N/A	N/A	N/A	N/A	N/A

**DRAFT**



Do you approve or disapprove of the way Elon Musk is running Twitter? - Comms

	January 2023	October 2022	September 2022	August 2022	July 2022	June 2022
<b>Total approve</b>	<b>21%</b>	<b>N/A</b>	<b>N/A</b>	<b>N/A</b>	<b>N/A</b>	<b>N/A</b>
<b>Total disapprove</b>	<b>37%</b>	<b>N/A</b>	<b>N/A</b>	<b>N/A</b>	<b>N/A</b>	<b>N/A</b>
Strongly approve	8%	N/A	N/A	N/A	N/A	N/A
Somewhat approve	12%	N/A	N/A	N/A	N/A	N/A
Neither approve nor disapprove	42%	N/A	N/A	N/A	N/A	N/A
Somewhat disapprove	11%	N/A	N/A	N/A	N/A	N/A
Strongly disapprove	26%	N/A	N/A	N/A	N/A	N/A

**DRAFT**

	January 2023	October 2022	September 2022	August 2022	July 2022	June 2022
<b>Total approve</b>	<b>67%</b>	<b>N/A</b>	<b>N/A</b>	<b>N/A</b>	<b>N/A</b>	<b>N/A</b>
<b>Total disapprove</b>	<b>14%</b>	<b>N/A</b>	<b>N/A</b>	<b>N/A</b>	<b>N/A</b>	<b>N/A</b>
Strongly approve	50%	N/A	N/A	N/A	N/A	N/A
Somewhat approve	17%	N/A	N/A	N/A	N/A	N/A
Neither approve nor disapprove	20%	N/A	N/A	N/A	N/A	N/A
Somewhat disapprove	6%	N/A	N/A	N/A	N/A	N/A
Strongly disapprove	8%	N/A	N/A	N/A	N/A	N/A





	January 2023	October 2022	September 2022	August 2022	July 2022	June 2022
More	22%	N/A	N/A	N/A	N/A	N/A
About the same	57%	N/A	N/A	N/A	N/A	N/A
Less	21%	N/A	N/A	N/A	N/A	N/A
Don't know	0%	N/A	N/A	N/A	N/A	N/A



	January 2023	October 2022	September 2022	August 2022	July 2022	June 2022
More	21%	N/A	N/A	N/A	N/A	N/A
About the same	56%	N/A	N/A	N/A	N/A	N/A
Less	23%	N/A	N/A	N/A	N/A	N/A
Don't know	0%	N/A	N/A	N/A	N/A	N/A

Compared to 2022, do you think the amount of political division in the country is more likely to increase, decrease, or stay the same in 2023?

- Comms



	January 2023	October 2022	September 2022	August 2022	July 2022	June 2022
Increase	45%	N/A	N/A	N/A	N/A	N/A
Stay the same	45%	N/A	N/A	N/A	N/A	N/A
Decrease	10%	N/A	N/A	N/A	N/A	N/A



	January 2023	October 2022	September 2022	August 2022	July 2022	June 2022
Increase	44%	N/A	N/A	N/A	N/A	N/A
Stay the same	45%	N/A	N/A	N/A	N/A	N/A
Decrease	11%	N/A	N/A	N/A	N/A	N/A