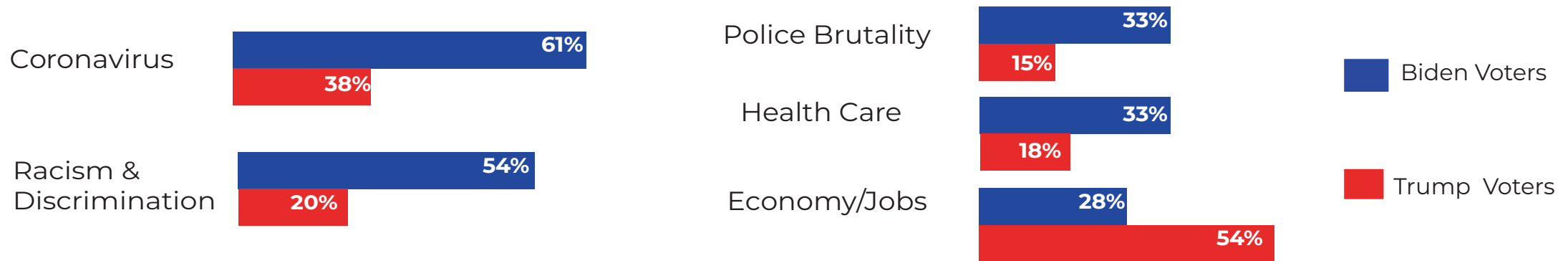


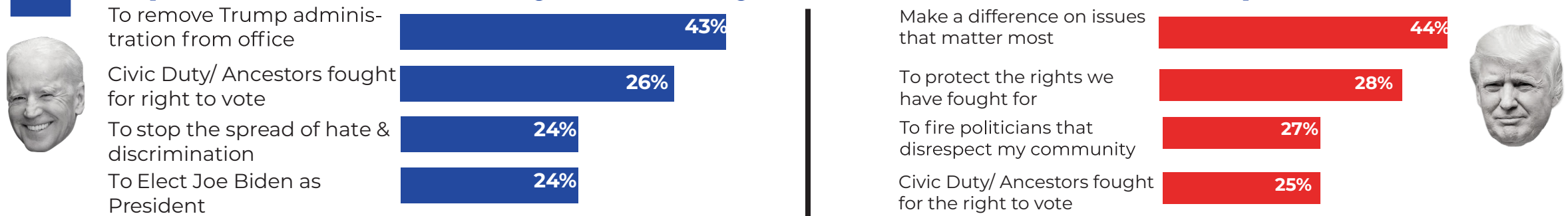
BLACK VOTERS: THE 2020 ELECTION

National Survey of Black Voters : N voters =1000, N nonvoters = 151, Margin of Error +/-3.1% overall (within subgroups the margin of error is larger for example: +/-3.3% for Biden voters, +/-11.2% for Trump voters, and +/-8% for nonvoters).

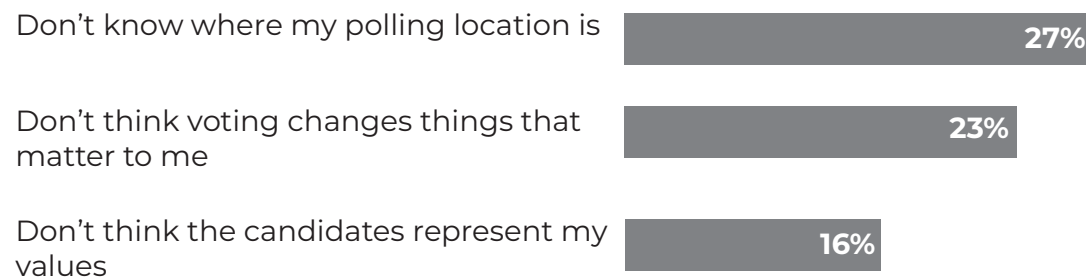
#1 Issue priorities vary between Trump and Biden voters



#2 Top reasons to vote vary drastically between Biden and Trump voters



#3 Top reasons to not vote show the disaffecting impacts of political apathy



#4 88% of Black Biden voters were excited to about voting to elect the first Black woman as Vice President




Vice President-Elect Kamala Harris

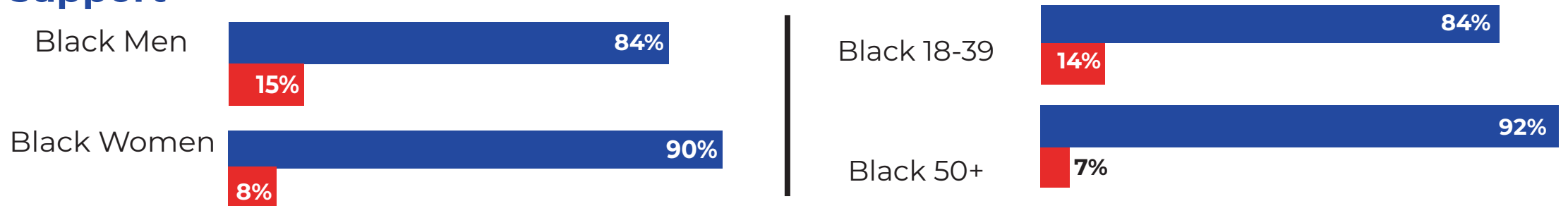
HIT Partners

BLACK VOTERS: GENDER AND GENERATIONAL DIVIDE

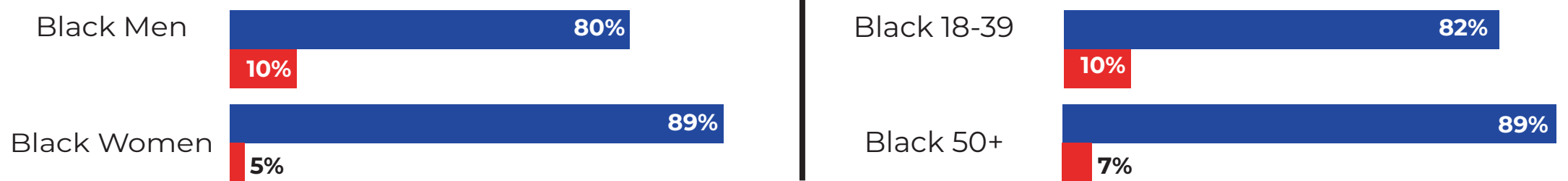
#5 Black men and younger voters less likely to identify as Democrats



#6 Black men and younger voters account for marginal increases in Trump's Black support

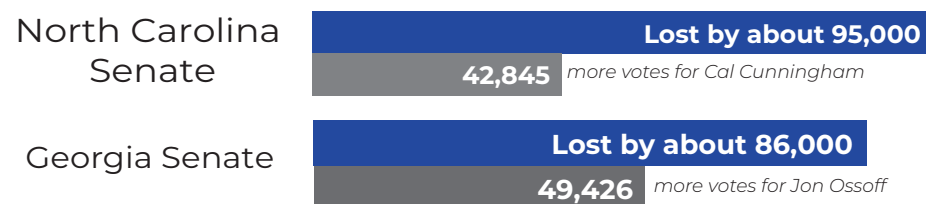


#7 Women and seniors near universal support for Dems is consistent down ballot



#8 Closing the gender gap and generational gap would give Dems an advantage in close races

If Black Men supported Dems like Black women...



If young Black voters supported Dems like older Black voters...

