



# BlackTrack September 2022

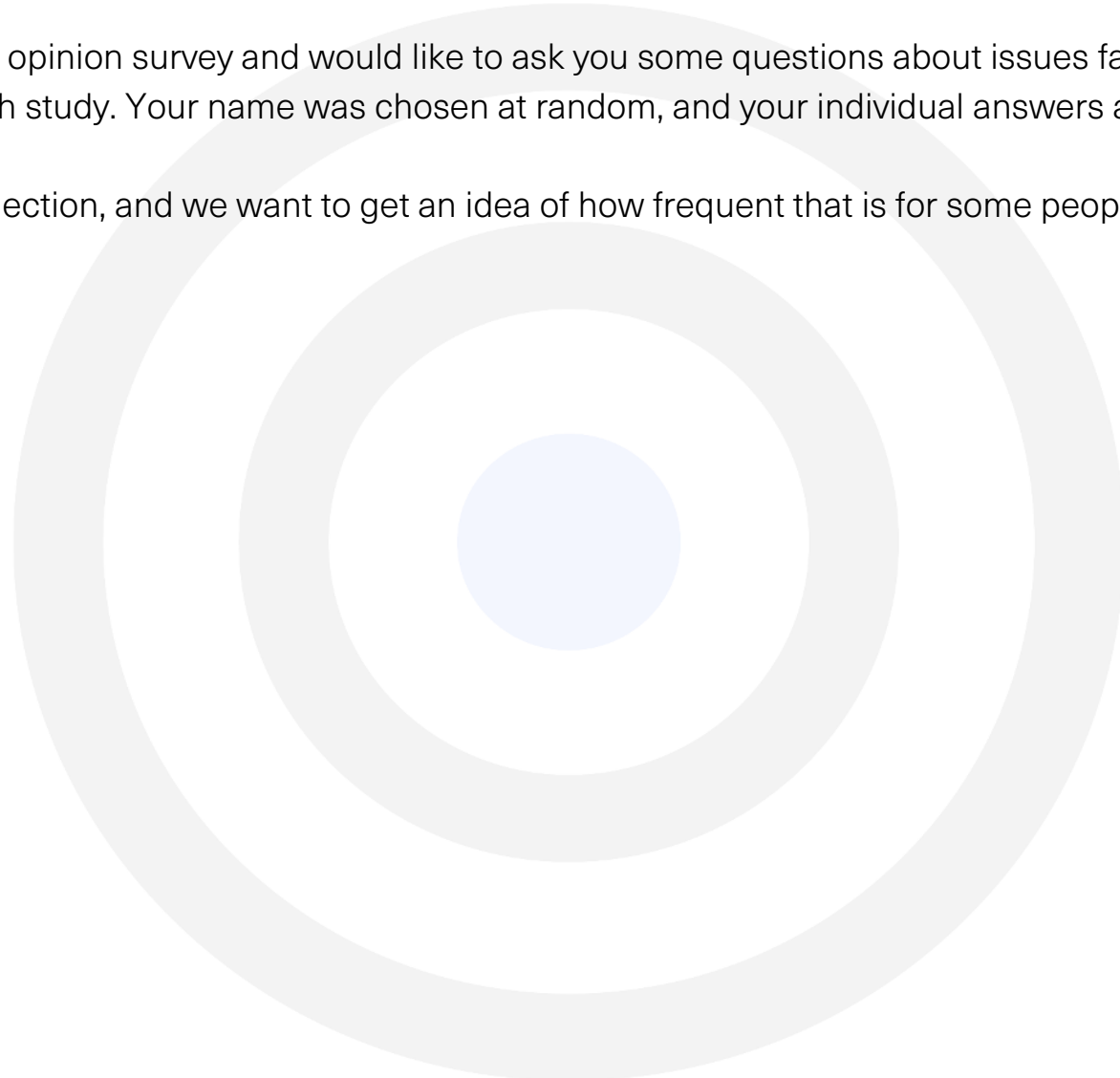
## Survey of Black Registered Voters

---

September 15-19, 2022  
N=1000  
Margin of error +/- 3.1%  
National  
Online

We are conducting a national opinion survey and would like to ask you some questions about issues facing your state and community. This is a research study. Your name was chosen at random, and your individual answers are confidential.

It is fairly normal to miss an election, and we want to get an idea of how frequent that is for some people...





	September 2022	August 2022	July 2022	June 2022
Yes, I voted	86%	85%	83%	86%
No, I did not vote	8%	9%	12%	9%
No, I was not eligible	6%	6%	5%	4%
Don't remember	0%	0%	0%	0%



	September 2022	August 2022	July 2022	June 2022
Yes, I voted	85%	82%	80%	83%
No, I did not vote	12%	13%	15%	13%
No, I was not eligible	4%	5%	5%	3%
Don't remember	0%	0%	0%	0%



	September 2022	August 2022	July 2022	June 2022
Yes, I voted	79%	77%	73%	74%
No, I did not vote	18%	20%	23%	23%
No, I was not eligible	3%	4%	4%	3%
Don't remember	0%	0%	0%	0%



	September 2022	August 2022	July 2022	June 2022
Yes, I voted	91%	90%	87%	89%
No, I did not vote	7%	8%	12%	9%
No, I was not eligible	1%	2%	1%	1%
Don't remember	0%	0%	0%	0%



	September 2022	August 2022	July 2022	June 2022
Donald Trump	12%	10%	10%	11%
Joe Biden	86%	89%	89%	87%
Howie Hawkins	1%	1%	1%	1%
Jo Jorgensen	1%	1%	1%	1%
Don't remember	0%	0%	0%	0%



	September 2022	August 2022	July 2022	June 2022
Democrat	78%	75%	75%	76%
Republican	8%	6%	9%	8%
Independent	14%	18%	16%	16%
Refuse	0%	0%	0%	0%



Do you consider yourself a STRONG [Republican/Democrat] or NOT a strong [Republican/Democrat]? - TQ (among Republicans/Democrats)



	September 2022	August 2022	July 2022	June 2022
Strong Democrat	68%	72%	66%	68%
Not a strong Democrat	23%	20%	23%	23%
Strong Republican	5%	5%	6%	5%
Not a strong Republican	4%	3%	5%	4%
Refuse	0%	0%	0%	0%

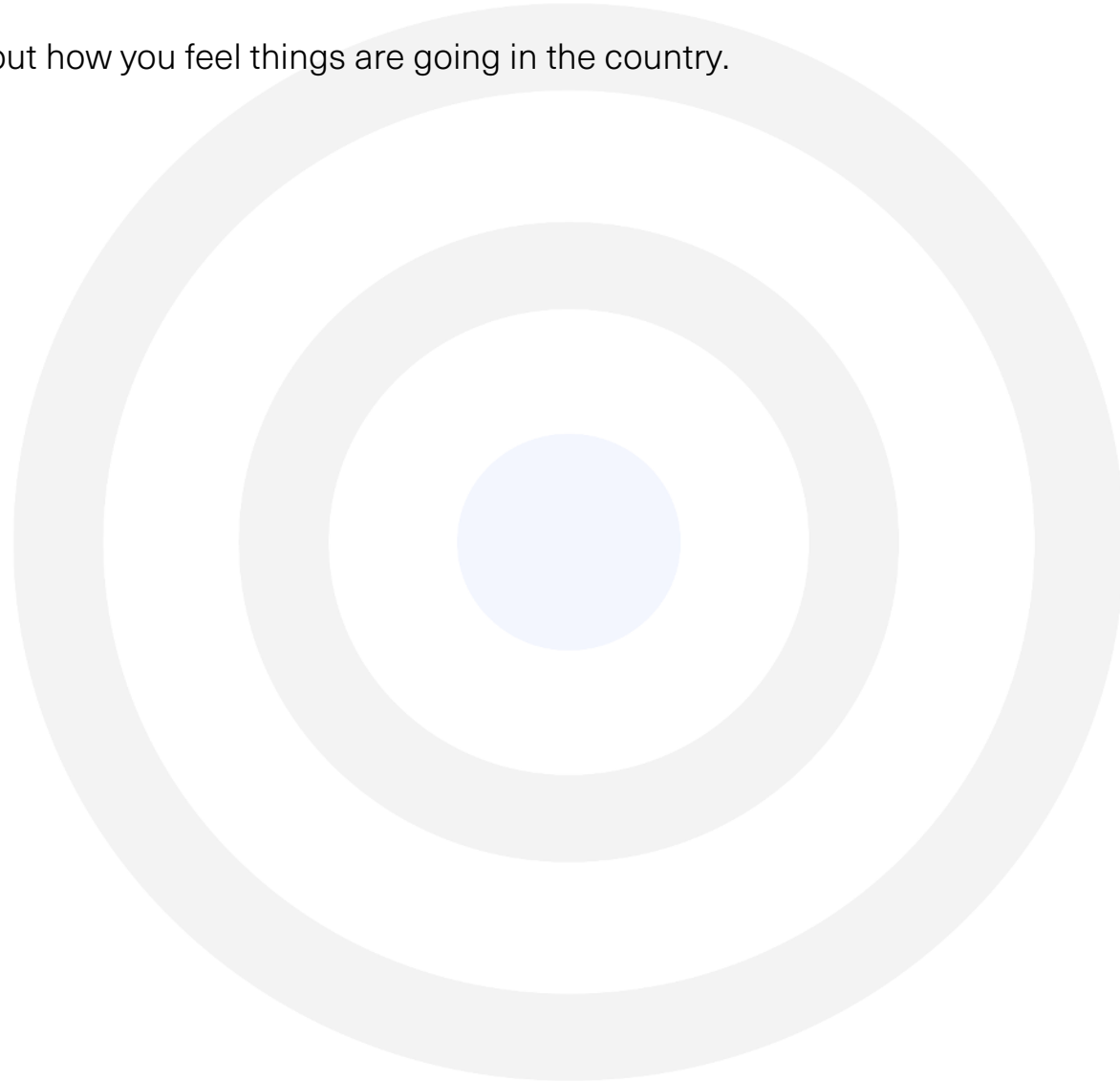


Do you LEAN more towards the Republican Party or the Democratic Party? - TQ (among Independents)

	September 2022	August 2022	July 2022	June 2022
Republican party	14%	10%	7%	9%
Democratic party	34%	30%	23%	31%
Independent [Don't lean towards either party]	52%	61%	70%	60%
Refuse	0%	0%	0%	0%

	September 2022	August 2022	July 2022	June 2022
<b>Total Democrat</b>	<b>83%</b>	<b>81%</b>	<b>79%</b>	<b>81%</b>
<b>Total Republican</b>	<b>10%</b>	<b>8%</b>	<b>10%</b>	<b>9%</b>
Strong Democrat	58%	59%	55%	57%
Not a strong Democrat	20%	16%	20%	19%
Independent, lean Democrat	5%	5%	4%	5%
Pure Independent	7%	11%	11%	10%
Independent, lean Republican	2%	2%	1%	1%
Not a strong Republican	3%	2%	4%	3%
Strong Republican	4%	4%	5%	4%
Other	0%	0%	0%	0%

Next, are some questions about how you feel things are going in the country.



When thinking about the direction in which the country is headed, generally speaking, are you very satisfied, satisfied, dissatisfied, or very dissatisfied with the direction in which the country is headed? - TQ SSA



	September 2022	August 2022	July 2022	June 2022
<b>Total satisfied</b>	<b>60%</b>	<b>53%</b>	<b>50%</b>	<b>51%</b>
<b>Total dissatisfied</b>	<b>40%</b>	<b>47%</b>	<b>50%</b>	<b>49%</b>
Very satisfied	24%	24%	22%	20%
Satisfied	36%	29%	29%	31%
Dissatisfied	30%	35%	35%	33%
Very dissatisfied	11%	12%	15%	16%
Don't know	0%	0%	0%	0%



Do you approve or disapprove of the job Joe Biden is doing as president? - TQ SSB

	September 2022	August 2022	July 2022	June 2022
<b>Total approve</b>	<b>79%</b>	<b>78%</b>	<b>72%</b>	<b>77%</b>
<b>Total disapprove</b>	<b>21%</b>	<b>22%</b>	<b>28%</b>	<b>23%</b>
Strongly approve	43%	41%	33%	38%
Somewhat approve	37%	37%	40%	39%
Somewhat disapprove	12%	15%	17%	12%
Strongly disapprove	9%	7%	11%	11%
Don't know	0%	0%	0%	0%

Do you approve or disapprove of the job the Biden Administration is doing to address the needs of Black people? - TQ SSA



	September 2022	August 2022	July 2022	June 2022
<b>Total approve</b>	<b>74%</b>	<b>73%</b>	<b>70%</b>	<b>74%</b>
<b>Total disapprove</b>	<b>26%</b>	<b>27%</b>	<b>30%</b>	<b>26%</b>
Strongly approve	31%	28%	27%	29%
Somewhat approve	43%	44%	42%	45%
Somewhat disapprove	15%	19%	17%	16%
Strongly disapprove	11%	9%	13%	10%
Don't know	0%	0%	0%	0%



Do you approve or disapprove of the job Democrats are doing in the United States Congress? - TQ SSB

	September 2022	August 2022	July 2022	June 2022
<b>Total approve</b>	<b>82%</b>	<b>81%</b>	<b>70%</b>	<b>76%</b>
<b>Total disapprove</b>	<b>18%</b>	<b>19%</b>	<b>30%</b>	<b>24%</b>
Strongly approve	43%	35%	27%	30%
Somewhat approve	39%	45%	43%	46%
Somewhat disapprove	11%	14%	19%	15%
Strongly disapprove	7%	5%	11%	9%
Don't know	0%	0%	0%	0%





Do you approve or disapprove of the job the Justices are doing on the U.S. Supreme Court? - TQ

	September 2022	August 2022	July 2022	June 2022
<b>Total approve</b>	<b>50%</b>	<b>45%</b>	<b>41%</b>	<b>42%</b>
<b>Total disapprove</b>	<b>50%</b>	<b>55%</b>	<b>59%</b>	<b>58%</b>
Strongly approve	18%	15%	15%	15%
Somewhat approve	32%	30%	27%	27%
Somewhat disapprove	28%	31%	28%	23%
Strongly disapprove	22%	24%	31%	34%
Don't know	0%	0%	0%	0%



On November 8, 2022, there will be a general election for U.S. House and Senate seats and some other state and local offices. As it stands now, how likely are you to vote in the November 8th general election? Rate on a scale of 0-10. - TQ

	September 2022	August 2022	July 2022	June 2022
Mean	8.6	8.3	7.8	8.1
Total will vote (6-10)	82%	79%	70%	75%
Total will not vote (0-4)	6%	8%	13%	9%
Definitely will vote (8-10)	76%	73%	65%	70%
Probably will vote (6-7)	5%	5%	4%	6%
50/50 chance (5)	12%	13%	17%	15%
Probably will not vote (3-4)	3%	3%	6%	4%
Definitely will not vote (0-2)	3%	5%	7%	5%
Don't know/Refuse	0%	0%	1%	1%

If the November 8, 2022, midterm elections for Congress were held today, would you vote for the Republican candidate, Democratic candidate, or the 3rd party candidate for Congress? - TQ



	September 2022	August 2022	July 2022	June 2022
Democratic candidate	78%	75%	70%	74%
Republican candidate	10%	7%	10%	7%
3rd party candidate	2%	3%	3%	3%
Undecided	10%	14%	15%	14%
Would not vote	0%	1%	2%	2%
Don't know	0%	0%	0%	0%



What issues should President Biden's top priority be to improve your community? Select the top 3. - TQ SSA

	September 2022	August 2022	July 2022	June 2022
Inflation or cost of living	51%	50%	48%	57%
Gun violence	34%	38%	N/A	N/A
Crime and violence	30%	23%	34%	33%
Abortion rights	29%	27%	33%	25%
Job opportunities and increasing wages	26%	25%	27%	30%
Reducing racism and discrimination	22%	24%	27%	26%
Health care	19%	19%	21%	27%
COVID-19 economic recovery	17%	20%	24%	23%
Climate change	15%	16%	16%	15%
Voting rights	14%	15%	19%	21%
Student loan debt	13%	13%	15%	11%
Criminal justice reform	11%	10%	12%	13%
The spread of COVID-19	11%	13%	16%	12%
Immigration	7%	6%	7%	6%
Don't know	0%	0%	0%	0%



What do you think the president's top priorities have been? Select the top 3. - TQ SSB

	September 2022	August 2022	July 2022	June 2022
Inflation or cost of living	43%	42%	N/A	N/A
COVID-19 economic recovery	33%	36%	N/A	N/A
Abortion rights	28%	27%	N/A	N/A
Gun violence	28%	32%	N/A	N/A
Student loan debt	23%	14%	N/A	N/A
The spread of COVID-19	21%	28%	N/A	N/A
Crime and violence	21%	14%	N/A	N/A
Health care	20%	25%	N/A	N/A
Job opportunities and increasing wages	20%	20%	N/A	N/A
Climate change	19%	24%	N/A	N/A
Reducing racism and discrimination	12%	12%	N/A	N/A
Voting rights	12%	13%	N/A	N/A
Immigration	11%	8%	N/A	N/A
Criminal justice reform	9%	6%	N/A	N/A
Don't know	0%	0%	N/A	N/A



Mean - Now, we'd like you to rate how you feel about some people and some groups of people using a scale from 0-10.

	September 2022	August 2022	July 2022	June 2022
Black Lives Matter - TQ	8.0	8.2	8.3	7.9
Joe Biden - TQ	7.3	7.7	7.3	7.0
Kamala Harris - TQ	7.2	7.2	7.0	7.0
Police - TQ	5.1	5.0	4.8	4.9

Joe Biden - TQ - Now, we'd like you to rate how you feel about some people and some groups of people using a scale from 0-10.



	September 2022	August 2022	July 2022	June 2022
Total favorable (6 - 10)	72%	69%	65%	69%
Total unfavorable (0 - 4)	16%	15%	18%	17%
Net favorable	56%	55%	47%	52%
Very favorable (8 - 10)	58%	56%	51%	52%
Somewhat favorable (6 - 7)	14%	14%	14%	17%
Neutral (5)	11%	15%	15%	13%
Somewhat unfavorable (3 - 4)	6%	7%	7%	7%
Not favorable at all (0 - 2)	10%	7%	11%	11%
Don't know/Never heard of	1%	1%	2%	1%
Name ID	99%	99%	98%	99%

Kamala Harris - TQ - Now, we'd like you to rate how you feel about some people and some groups of people using a scale from 0-10.



	September 2022	August 2022	July 2022	June 2022
Total favorable (6 - 10)	70%	67%	63%	65%
Total unfavorable (0 - 4)	16%	16%	18%	17%
Net favorable	54%	51%	45%	48%
Very favorable (8 - 10)	56%	54%	51%	51%
Somewhat favorable (6 - 7)	14%	13%	12%	14%
Neutral (5)	13%	15%	16%	15%
Somewhat unfavorable (3 - 4)	6%	8%	7%	7%
Not favorable at all (0 - 2)	10%	8%	11%	10%
Don't know/Never heard of	2%	2%	4%	3%
Name ID	98%	98%	96%	97%





	September 2022	August 2022	July 2022	June 2022
Total favorable (6 - 10)	71%	75%	73%	76%
Total unfavorable (0 - 4)	11%	12%	10%	10%
Net favorable	61%	63%	63%	67%
Very favorable (8 - 10)	61%	65%	65%	66%
Somewhat favorable (6 - 7)	11%	10%	8%	10%
Neutral (5)	16%	12%	15%	12%
Somewhat unfavorable (3 - 4)	4%	5%	3%	3%
Not favorable at all (0 - 2)	7%	6%	7%	7%
Don't know/Never heard of	1%	1%	2%	1%
Name ID	99%	99%	98%	99%



Police - TQ - Now, we'd like you to rate how you feel about some people and some groups of people using a scale from 0-10.

	September 2022	August 2022	July 2022	June 2022
Total favorable (6 - 10)	36%	37%	33%	35%
Total unfavorable (0 - 4)	31%	34%	36%	35%
Net favorable	4%	3%	-4%	0%
Very favorable (8 - 10)	21%	22%	21%	21%
Somewhat favorable (6 - 7)	14%	16%	12%	14%
Neutral (5)	32%	27%	29%	28%
Somewhat unfavorable (3 - 4)	12%	14%	12%	13%
Not favorable at all (0 - 2)	20%	21%	24%	22%
Don't know/Never heard of	1%	1%	2%	2%
Name ID	99%	99%	98%	98%



Has your life gotten better, worse or stayed about the same since Joe Biden became president? - TQ

	September 2022	August 2022	July 2022	June 2022
Gotten better	29%	28%	23%	24%
Stayed about the same	52%	54%	56%	56%
Gotten worse	19%	18%	21%	21%



What has Joe Biden done that has improved your life? Select the top 2. (among those who selected gotten better) - TQ

	September 2022	August 2022	July 2022	June 2022
Stimulus checks to help people through the recession	43%	42%	40%	45%
Distributed COVID vaccines to majority of Americans	30%	32%	34%	35%
Passed an infrastructure bill that will help create 15 million jobs	21%	20%	12%	17%
Child tax credit to every household with a combined income less than \$150,000 a year	20%	14%	22%	18%
Strengthening accessibility to health care through Affordable Care Act	18%	19%	17%	12%
Created 5.6 million new jobs, more than any other president in their first year	18%	24%	17%	20%
Paused payments on all federal student loans	15%	13%	16%	13%
COVID relief for businesses to stimulate the economic recovery	13%	15%	14%	17%
Expanded unemployment benefits during the pandemic	12%	14%	15%	14%
Re-joined the international Paris Climate Accord to tackle climate change	10%	8%	13%	10%
Don't know	0%	0%	0%	0%



No matter how frequently you vote in elections, how much power do you feel that your vote has to make change on issues that matter to you? Rate on a scale from 0-10. - TQ SSA

	September 2022	August 2022	July 2022	June 2022
Mean	6.7	6.6	6.1	6.4
Total powerful (6-10)	67%	64%	55%	62%
Total not powerful (0-5)	31%	33%	43%	35%
Extremely powerful (8-10)	48%	43%	37%	42%
Somewhat powerful (6-7)	18%	20%	17%	19%
Not very powerful (3-5)	19%	21%	27%	21%
Not powerful at all (0-2)	13%	12%	16%	14%
Don't know	2%	3%	3%	3%



No matter how frequently you vote in elections, how much power do you feel that the Black community has to make change on issues that matter most to their community? Rate on a scale from 0-10. - TQ SSB

	September 2022	August 2022	July 2022	June 2022
Mean	6.5	6.3	6	6.1
Total powerful (6-10)	63%	60%	56%	58%
Total not powerful (0-5)	34%	37%	41%	39%
Extremely powerful (8-10)	41%	41%	36%	40%
Somewhat powerful (6-7)	23%	18%	20%	18%
Not very powerful (3-5)	22%	23%	24%	22%
Not powerful at all (0-2)	13%	15%	17%	17%
Don't know	2%	3%	3%	3%

How much do you agree or disagree with the following statement: The Democratic Party takes Black voters for granted. - TQ SSA



	September 2022	August 2022	July 2022	June 2022
<b>Total agree</b>	<b>44%</b>	<b>45%</b>	<b>43%</b>	<b>44%</b>
<b>Total disagree</b>	<b>26%</b>	<b>28%</b>	<b>24%</b>	<b>26%</b>
Strongly agree	19%	21%	22%	24%
Agree	24%	24%	21%	20%
Neither agree nor disagree	30%	27%	33%	30%
Disagree	15%	18%	17%	15%
Stongly disagree	11%	11%	7%	11%
Don't know	0%	0%	0%	0%


How much do you agree or disagree with the following statement: The Democratic Party is making progress on issues affecting Black voters. - TQ SSB



	September 2022	August 2022	July 2022	June 2022
<b>Total agree</b>	<b>56%</b>	<b>50%</b>	<b>44%</b>	<b>47%</b>
<b>Total disagree</b>	<b>14%</b>	<b>17%</b>	<b>18%</b>	<b>18%</b>
Strongly agree	23%	21%	18%	17%
Agree	33%	30%	27%	30%
Neither agree nor disagree	30%	32%	38%	35%
Disagree	9%	11%	12%	10%
Stongly disagree	5%	6%	6%	7%
Don't know	0%	0%	0%	0%



Next, we'd like your opinion on current topics.



Do you think abortions should be legal under any circumstances, legal only under certain circumstances or illegal in all circumstances? - TQ



	September 2022	August 2022	July 2022	June 2022
Legal under any circumstances	49%	51%	47%	47%
Legal under only certain circumstances	43%	40%	43%	42%
Illegal in all circumstances	8%	8%	10%	11%
Don't know	0%	0%	0%	0%

Do you think marriage between same-sex couples should or should not be recognized by the law as valid, with the same rights as traditional marriages? - TQ



	September 2022	August 2022	July 2022	June 2022
Should be valid	68%	70%	67%	66%
Should not be valid	32%	30%	33%	34%
Don't know	0%	0%	0%	0%



Now thinking specifically about the relationship between the police and your community, in your opinion, is this relationship with the police and your community getting worse, staying about the same as it has been, or getting better? - TQ

	September 2022	August 2022	July 2022	June 2022
Getting worse	28%	30%	34%	32%
Staying the same	60%	60%	57%	59%
Getting better	12%	10%	9%	9%
Don't know	0%	0%	0%	0%

When thinking about going to vote in the 2022 midterm election, how important is the issue of climate change in your decision to go vote?



	September 2022	August 2022	July 2022	June 2022
Total important	84%	N/A	N/A	N/A
Total not important	16%	N/A	N/A	N/A
Extremely important	45%	N/A	N/A	N/A
Somewhat important	39%	N/A	N/A	N/A
Not very important	12%	N/A	N/A	N/A
Not important at all	4%	N/A	N/A	N/A



Do you support or oppose the federal government cancelling up to \$10,000 in federal student loans for each person with student loan debt who earns less than \$125,000 a year? - SSA

	September 2022	August 2022	July 2022	June 2022
<b>Total support</b>	<b>86%</b>	<b>N/A</b>	<b>N/A</b>	<b>N/A</b>
<b>Total oppose</b>	<b>14%</b>	<b>N/A</b>	<b>N/A</b>	<b>N/A</b>
Strongly support	60%	N/A	N/A	N/A
Somewhat support	26%	N/A	N/A	N/A
Somewhat oppose	9%	N/A	N/A	N/A
Strongly oppose	5%	N/A	N/A	N/A
Not sure	0%	N/A	N/A	N/A

	September 2022	August 2022	July 2022	June 2022
<b>Total support</b>	<b>81%</b>	<b>N/A</b>	<b>N/A</b>	<b>N/A</b>
<b>Total oppose</b>	<b>19%</b>	<b>N/A</b>	<b>N/A</b>	<b>N/A</b>
Strongly support	58%	N/A	N/A	N/A
Somewhat support	23%	N/A	N/A	N/A
Somewhat oppose	10%	N/A	N/A	N/A
Strongly oppose	9%	N/A	N/A	N/A
Not sure	0%	N/A	N/A	N/A

Should former President Trump face any criminal charges for his handling of classified documents after leaving office? - SSB



	September 2022	August 2022	July 2022	June 2022
Yes	80%	N/A	N/A	N/A
No	19%	N/A	N/A	N/A
Not Sure	0%	N/A	N/A	N/A





	September 2022	August 2022	July 2022	June 2022
The world's climate is changing mostly as a result of human activity	69%	N/A	N/A	N/A
The world's climate is changing but mostly NOT because of human activity	26%	N/A	N/A	N/A
The world's climate is NOT changing	5%	N/A	N/A	N/A
Not sure	0%	N/A	N/A	N/A