



# BlackTrack October 2022

## Survey of Black Registered Voters

---

October 14-17, 2022

N=1001

Margin of error +/- 3.1%

National

Online

# Table of Contents



- [Did you vote in the 2012 election between Barack Obama and Mitt Romney? - TQ](#)
- [Did you vote in the 2016 election between Hillary Clinton and Donald Trump? - TQ](#)
- [Did you vote in the 2018 midterm elections in your state for Congress and other state and local races? - TQ](#)
- [Did you vote in the 2020 election between Joe Biden and Donald Trump? - TQ](#)
- [Who did you vote for? - TQ \(among 2020 voters\)](#)
- [In politics TODAY, do you consider yourself a Republican, Democrat, or Independent? - TQ](#)
- [PID combined](#)
- [When thinking about the direction in which the country is headed, generally speaking, are you very satisfied, satisfied, dissatisfied, or very dissatisfied with the direction in which the country is headed? - TQ SSA](#)
- [Do you approve or disapprove of the job Joe Biden is doing as president? - TQ SSB](#)
- [Do you approve or disapprove of the job the Biden Administration is doing to address the needs of Black people? - TQ SSA](#)
- [Do you approve or disapprove of the job Democrats are doing in the United States Congress? - TQ SSB](#)
- [Do you approve or disapprove of the job the Justices are doing on the U.S. Supreme Court? - TQ](#)
- [On November 8, 2022, there will be a general election for U.S. House and Senate seats and some other state and local offices. As it stands now, how likely are you to vote in the November 8th general election? Rate on a scale of 0-10. - TQ](#)
- [If the November 8, 2022, midterm elections for Congress were held today, would you vote for the Republican candidate, Democratic candidate, or the 3rd party candidate for Congress? - TQ \(among those who have not voted\)](#)
- [Did you vote for all Democratic candidates, all Republican candidates, all 3rd party candidates, or a mix of candidates from all parties? - TQ \(among those who have voted\)](#)
- [Mean - Now, we'd like you to rate how you feel about some people and some groups of people using a scale from 0-10.](#)
- [Joe Biden - TQ - Now, we'd like you to rate how you feel about some people and some groups of people using a scale from 0-10.](#)
- [Kamala Harris - TQ - Now, we'd like you to rate how you feel about some people and some groups of people using a scale from 0-10.](#)
- [Black Lives Matter - TQ - Now, we'd like you to rate how you feel about some people and some groups of people using a scale from 0-10.](#)
- [Police - TQ - Now, we'd like you to rate how you feel about some people and some groups of people using a scale from 0-10.](#)
- [Has your life gotten better, worse or stayed about the same since Democrats have been in control of Congress? - TQ](#)
- [No matter how frequently you vote in elections, how much power do you feel that your vote has to make change on issues that matter to you? Rate on a scale from 0-10. - TQ SSA](#)

# Table of Contents

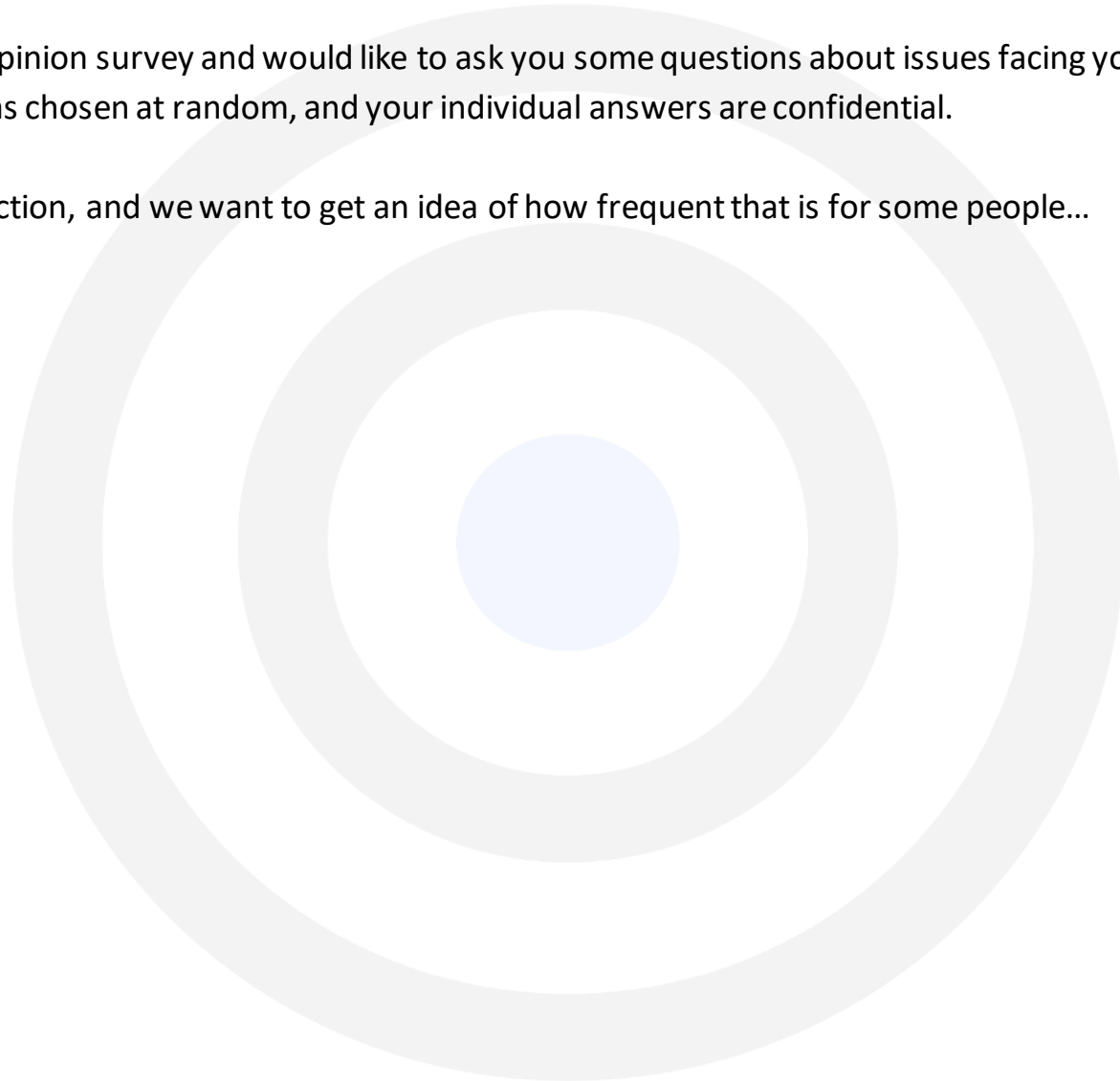


- [No matter how frequently you vote in elections, how much power do you feel that the Black community has to make change on issues that matter most to their community? Rate on a scale from 0-10. - TQ SSB](#)
- [How much do you agree or disagree with the following statement: The Democratic Party is making progress on issues affecting Black voters. - TQ](#)
- [When did you decide which candidates you would support in the November 8, 2022, election?](#)
- [Thinking about the 2022 general election in November, how confident, if at all, are you that the election will be conducted fairly and accurately in states controlled by Democrats? - SSA](#)
- [Thinking about the 2022 general election in November, how confident, if at all, are you that the election will be conducted fairly and accurately in states controlled by Republicans? - SSB](#)
- [How do you prefer to cast your vote in the November 2022 midterm elections? \(among those who have not voted\)](#)
- [Do you think there will be post-election violence if Republicans do not win control of the U.S. House and Senate in November? - SSA](#)
- [Do you think there will be post-election violence if Democrats lose control of the U.S. House and Senate in November? - SSB](#)
- [When thinking about going to vote in the 2022 midterm elections, how important is the issue of abortion access in your decision to go vote?](#)
- [Do you support or oppose President Biden pardoning all those convicted on prior federal charges of simple marijuana possession?](#)
- [Do you support or oppose marijuana being legal for recreational use across the United States?](#)
- [Do you think abortions should be legal in all cases, legal in most cases, illegal in most cases, illegal in all cases? - TQ](#)
- [No matter how frequently you vote in elections, how much power do you feel that your vote has to make a positive impact on the issue of abortion access? Please rate on a scale of 0 to 10.](#)
- [Do you think marriage between same-sex couples should or should not be recognized by the law as valid, with the same rights as traditional marriages? - TQ](#)
- [Have you or anyone you know personally ever been harassed by a police officer or experienced an inappropriate use of force from a police officer?](#)
- [Some groups are saying that ensuring the safety and wellbeing of everyone requires funding community services, schools and health care services while redirecting resources from and overhauling our police departments. Do you agree or disagree that this should happen? - QTQ](#)
- [No matter how frequently you vote in elections, how much power do you feel that your vote has to make a positive impact on the issue of police brutality? Please rate on a scale of 0 to 10.](#)



We are conducting a national opinion survey and would like to ask you some questions about issues facing your state and community. This is a research study. Your name was chosen at random, and your individual answers are confidential.

It is fairly normal to miss an election, and we want to get an idea of how frequent that is for some people...





	October 2022	September 2022	August 2022	July 2022	June 2022
Yes, I voted	87%	86%	85%	83%	86%
No, I did not vote	8%	8%	9%	12%	9%
No, I was not eligible	5%	6%	6%	5%	4%
Don't remember	0%	0%	0%	0%	0%



	October 2022	September 2022	August 2022	July 2022	June 2022
Yes, I voted	85%	85%	82%	80%	83%
No, I did not vote	11%	12%	13%	15%	13%
No, I was not eligible	4%	4%	5%	5%	3%
Don't remember	0%	0%	0%	0%	0%



	October 2022	September 2022	August 2022	July 2022	June 2022
Yes, I voted	79%	79%	77%	73%	74%
No, I did not vote	18%	18%	20%	23%	23%
No, I was not eligible	3%	3%	4%	4%	3%
Don't remember	0%	0%	0%	0%	0%



	October 2022	September 2022	August 2022	July 2022	June 2022
Yes, I voted	92%	91%	90%	87%	89%
No, I did not vote	6%	7%	8%	12%	9%
No, I was not eligible	2%	1%	2%	1%	1%
Don't remember	0%	0%	0%	0%	0%





	October 2022	September 2022	August 2022	July 2022	June 2022
Donald Trump	12%	12%	10%	10%	11%
Joe Biden	87%	86%	89%	89%	87%
Howie Hawkins	1%	1%	1%	1%	1%
Jo Jorgensen	1%	1%	1%	1%	1%
Don't remember	0%	0%	0%	0%	0%



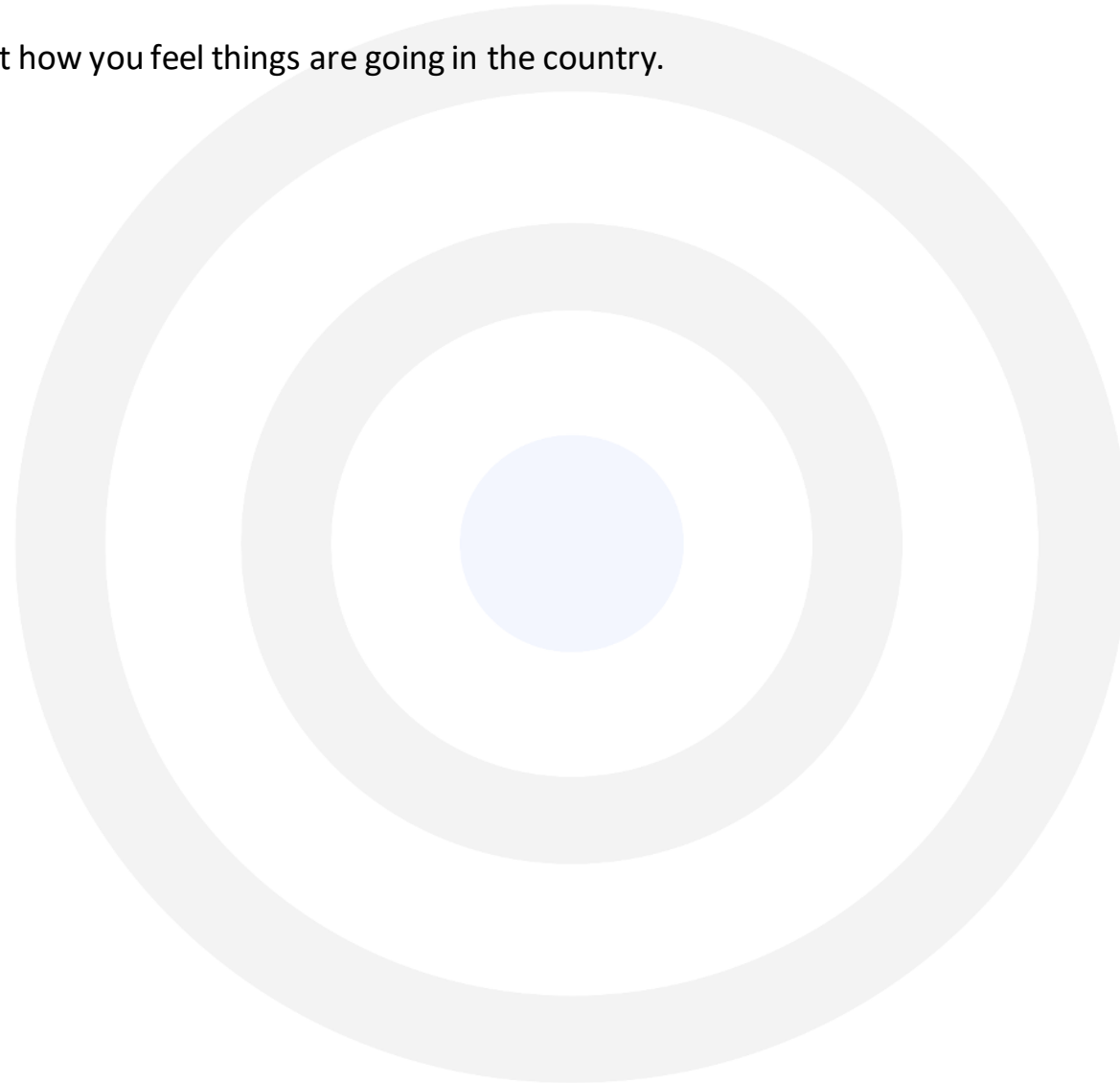
	October 2022	September 2022	August 2022	July 2022	June 2022
Democrat	79%	78%	75%	75%	76%
Republican	8%	8%	6%	9%	8%
Independent	14%	14%	18%	16%	16%
Refuse	0%	0%	0%	0%	0%



	October 2022	September 2022	August 2022	July 2022	June 2022
<b>Total Democrat</b>	<b>83%</b>	<b>83%</b>	<b>81%</b>	<b>79%</b>	<b>81%</b>
<b>Total Republican</b>	<b>10%</b>	<b>10%</b>	<b>8%</b>	<b>10%</b>	<b>9%</b>
Strong Democrat	60%	58%	59%	55%	57%
Not a strong Democrat	18%	20%	16%	20%	19%
Independent, lean Democrat	5%	5%	5%	4%	5%
Pure Independent	7%	7%	11%	11%	10%
Independent, lean Republican	2%	2%	2%	1%	1%
Not a strong Republican	4%	3%	2%	4%	3%
Strong Republican	4%	4%	4%	5%	4%
Other	0%	0%	0%	0%	0%



Next, are some questions about how you feel things are going in the country.



When thinking about the direction in which the country is headed, generally speaking, are you very satisfied, satisfied, dissatisfied, or very dissatisfied with the direction in which the country is headed? - TQ SSA



	October 2022	September 2022	August 2022	July 2022	June 2022
<b>Total satisfied</b>	<b>61%</b>	<b>60%</b>	<b>53%</b>	<b>50%</b>	<b>51%</b>
<b>Total dissatisfied</b>	<b>39%</b>	<b>40%</b>	<b>47%</b>	<b>50%</b>	<b>49%</b>
Very satisfied	28%	24%	24%	22%	20%
Satisfied	33%	36%	29%	29%	31%
Dissatisfied	30%	30%	35%	35%	33%
Very dissatisfied	10%	11%	12%	15%	16%
Don't know	0%	0%	0%	0%	0%



	October 2022	September 2022	August 2022	July 2022	June 2022
<b>Total approve</b>	<b>78%</b>	<b>79%</b>	<b>78%</b>	<b>72%</b>	<b>77%</b>
<b>Total disapprove</b>	<b>22%</b>	<b>21%</b>	<b>22%</b>	<b>28%</b>	<b>23%</b>
Strongly approve	41%	43%	41%	33%	38%
Somewhat approve	37%	37%	37%	40%	39%
Somewhat disapprove	13%	12%	15%	17%	12%
Strongly disapprove	9%	9%	7%	11%	11%
Don't know	0%	0%	0%	0%	0%



	October 2022	September 2022	August 2022	July 2022	June 2022
<b>Total approve</b>	<b>76%</b>	<b>74%</b>	<b>73%</b>	<b>70%</b>	<b>74%</b>
<b>Total disapprove</b>	<b>24%</b>	<b>26%</b>	<b>27%</b>	<b>30%</b>	<b>26%</b>
Strongly approve	36%	31%	28%	27%	29%
Somewhat approve	40%	43%	44%	42%	45%
Somewhat disapprove	16%	15%	19%	17%	16%
Strongly disapprove	8%	11%	9%	13%	10%
Don't know	0%	0%	0%	0%	0%



	October 2022	September 2022	August 2022	July 2022	June 2022
<b>Total approve</b>	<b>80%</b>	<b>82%</b>	<b>81%</b>	<b>70%</b>	<b>76%</b>
<b>Total disapprove</b>	<b>20%</b>	<b>18%</b>	<b>19%</b>	<b>30%</b>	<b>24%</b>
Strongly approve	39%	43%	35%	27%	30%
Somewhat approve	40%	39%	45%	43%	46%
Somewhat disapprove	13%	11%	14%	19%	15%
Strongly disapprove	7%	7%	5%	11%	9%
Don't know	0%	0%	0%	0%	0%





	October 2022	September 2022	August 2022	July 2022	June 2022
<b>Total approve</b>	<b>54%</b>	<b>50%</b>	<b>45%</b>	<b>41%</b>	<b>42%</b>
<b>Total disapprove</b>	<b>46%</b>	<b>50%</b>	<b>55%</b>	<b>59%</b>	<b>58%</b>
Strongly approve	18%	18%	15%	15%	15%
Somewhat approve	36%	32%	30%	27%	27%
Somewhat disapprove	27%	28%	31%	28%	23%
Strongly disapprove	20%	22%	24%	31%	34%
Don't know	0%	0%	0%	0%	0%

On November 8, 2022, there will be a general election for U.S. House and Senate seats and some other state and local offices. As it stands now, how likely are you to vote in the November 8th general election? Rate on a scale of 0-10. - TQ



	October 2022	September 2022	August 2022	July 2022	June 2022
<b>Mean</b>	<b>8.6</b>	<b>8.6</b>	<b>8.3</b>	<b>7.8</b>	<b>8.1</b>
<b>Total will vote (6-10)</b>	<b>79%</b>	<b>82%</b>	<b>79%</b>	<b>70%</b>	<b>75%</b>
<b>Total will not vote (0-4)</b>	<b>6%</b>	<b>6%</b>	<b>8%</b>	<b>13%</b>	<b>9%</b>
Already voted	4%	0%	0%	0%	0%
Definitely will vote (8-10)	73%	76%	73%	65%	70%
Probably will vote (6-7)	6%	5%	5%	4%	6%
50/50 chance (5)	11%	12%	13%	17%	15%
Probably will not vote (3-4)	3%	3%	3%	6%	4%
Definitely will not vote (0-2)	3%	3%	5%	7%	5%
Don't know/Refuse	0%	0%	0%	1%	1%

If the November 8, 2022, midterm elections for Congress were held today, would you vote for the Republican candidate, Democratic candidate, or the 3rd party candidate for Congress? - TQ (among those who have not voted)



	October 2022	September 2022	August 2022	July 2022	June 2022
Democratic candidate	77%	78%	75%	70%	74%
Republican candidate	9%	10%	7%	10%	7%
3rd party candidate	2%	2%	3%	3%	3%
Undecided	11%	10%	14%	15%	14%
Would not vote	1%	0%	1%	2%	2%
Don't know	0%	0%	0%	0%	0%

Did you vote for all Democratic candidates, all Republican candidates, all 3rd party candidates, or a mix of candidates from all parties? –TQ  
(among those who have voted)



	October 2022	September 2022	August 2022	July 2022	June 2022
All Democratic candidates	97%	N/A	N/A	N/A	N/A
All Republican candidates	3%	N/A	N/A	N/A	N/A
All 3rd party candidates	0%	N/A	N/A	N/A	N/A
A mix of candidates from all parties	0%	N/A	N/A	N/A	N/A
Don't know	0%	N/A	N/A	N/A	N/A

Mean - Now, we'd like you to rate how you feel about some people and some groups of people using a scale from 0-10.



Average	October 2022	September 2022	August 2022	July 2022	June 2022
Black Lives Matter - TQ	7.6	8.0	8.2	8.3	7.9
Joe Biden - TQ	7.5	7.3	7.7	7.3	7.0
Kamala Harris - TQ	7.2	7.2	7.2	7.0	7.0
Police - TQ	5.1	5.1	5.0	4.8	4.9



	October 2022	September 2022	August 2022	July 2022	June 2022
<b>Total favorable (6 - 10)</b>	<b>73%</b>	<b>72%</b>	<b>69%</b>	<b>65%</b>	<b>69%</b>
<b>Total unfavorable (0 - 4)</b>	<b>15%</b>	<b>16%</b>	<b>15%</b>	<b>18%</b>	<b>17%</b>
<b>Net favorable</b>	<b>58%</b>	<b>56%</b>	<b>55%</b>	<b>47%</b>	<b>52%</b>
Very favorable (8 - 10)	59%	58%	56%	51%	52%
Somewhat favorable (6 - 7)	15%	14%	14%	14%	17%
Neutral (5)	11%	11%	15%	15%	13%
Somewhat unfavorable (3 - 4)	6%	6%	7%	7%	7%
Not favorable at all (0 - 2)	9%	10%	7%	11%	11%
Don't know/Never heard of	1%	1%	1%	2%	1%
Name ID	99%	99%	99%	98%	99%



	October 2022	September 2022	August 2022	July 2022	June 2022
<b>Total favorable (6 - 10)</b>	<b>69%</b>	<b>70%</b>	<b>67%</b>	<b>63%</b>	<b>65%</b>
<b>Total unfavorable (0 - 4)</b>	<b>16%</b>	<b>16%</b>	<b>16%</b>	<b>18%</b>	<b>17%</b>
<b>Net favorable</b>	<b>53%</b>	<b>54%</b>	<b>51%</b>	<b>45%</b>	<b>48%</b>
Very favorable (8 - 10)	58%	56%	54%	51%	51%
Somewhat favorable (6 - 7)	11%	14%	13%	12%	14%
Neutral (5)	13%	13%	15%	16%	15%
Somewhat unfavorable (3 - 4)	5%	6%	8%	7%	7%
Not favorable at all (0 - 2)	10%	10%	8%	11%	10%
Don't know/Never heard of	2%	2%	2%	4%	3%
Name ID	98%	98%	98%	96%	97%



	October 2022	September 2022	August 2022	July 2022	June 2022
<b>Total favorable (6 - 10)</b>	<b>72%</b>	<b>71%</b>	<b>75%</b>	<b>73%</b>	<b>76%</b>
<b>Total unfavorable (0 - 4)</b>	<b>12%</b>	<b>11%</b>	<b>12%</b>	<b>10%</b>	<b>10%</b>
<b>Net favorable</b>	<b>60%</b>	<b>61%</b>	<b>63%</b>	<b>63%</b>	<b>67%</b>
Very favorable (8 - 10)	62%	61%	65%	65%	66%
Somewhat favorable (6 - 7)	9%	11%	10%	8%	10%
Neutral (5)	15%	16%	12%	15%	12%
Somewhat unfavorable (3 - 4)	4%	4%	5%	3%	3%
Not favorable at all (0 - 2)	8%	7%	6%	7%	7%
Don't know/Never heard of	1%	1%	1%	2%	1%
Name ID	99%	99%	99%	98%	99%



Police - TQ - Now, we'd like you to rate how you feel about some people and some groups of people using a scale from 0-10.



	October 2022	September 2022	August 2022	July 2022	June 2022
<b>Total favorable (6 - 10)</b>	<b>37%</b>	<b>36%</b>	<b>37%</b>	<b>33%</b>	<b>35%</b>
<b>Total unfavorable (0 - 4)</b>	<b>31%</b>	<b>31%</b>	<b>34%</b>	<b>36%</b>	<b>35%</b>
<b>Net favorable</b>	<b>7%</b>	<b>4%</b>	<b>3%</b>	<b>-4%</b>	<b>0%</b>
Very favorable (8 - 10)	23%	21%	22%	21%	21%
Somewhat favorable (6 - 7)	14%	14%	16%	12%	14%
Neutral (5)	30%	32%	27%	29%	28%
Somewhat unfavorable (3 - 4)	11%	12%	14%	12%	13%
Not favorable at all (0 - 2)	20%	20%	21%	24%	22%
Don't know/Never heard of	2%	1%	1%	2%	2%
Name ID	98%	99%	99%	98%	98%



	October 2022	September 2022	August 2022	July 2022	June 2022
Gotten better	31%	N/A	N/A	N/A	N/A
Stayed about the same	53%	N/A	N/A	N/A	N/A
Gotten worse	17%	N/A	N/A	N/A	N/A

No matter how frequently you vote in elections, how much power do you feel that your vote has to make change on issues that matter to you? Rate on a scale from 0-10. - TQ SSA



	October 2022	September 2022	August 2022	July 2022	June 2022
<b>Mean</b>	<b>6.4</b>	<b>6.7</b>	<b>6.6</b>	<b>6.1</b>	<b>6.4</b>
<b>Total powerful (6-10)</b>	<b>65%</b>	<b>67%</b>	<b>64%</b>	<b>55%</b>	<b>62%</b>
<b>Total not powerful (0-5)</b>	<b>35%</b>	<b>31%</b>	<b>33%</b>	<b>43%</b>	<b>35%</b>
Extremely powerful (8-10)	43%	48%	43%	37%	42%
Somewhat powerful (6-7)	22%	18%	20%	17%	19%
Not very powerful (3-5)	21%	19%	21%	27%	21%
Not powerful at all (0-2)	14%	13%	12%	16%	14%
Don't know	0%	2%	3%	3%	3%

No matter how frequently you vote in elections, how much power do you feel that the Black community has to make change on issues that matter most to their community? Rate on a scale from 0-10. - TQ SSB



	October 2022	September 2022	August 2022	July 2022	June 2022
<b>Mean</b>	<b>6.1</b>	<b>6.5</b>	<b>6.3</b>	<b>6</b>	<b>6.1</b>
<b>Total powerful (6-10)</b>	<b>60%</b>	<b>63%</b>	<b>60%</b>	<b>56%</b>	<b>58%</b>
<b>Total not powerful (0-5)</b>	<b>40%</b>	<b>34%</b>	<b>37%</b>	<b>41%</b>	<b>39%</b>
Extremely powerful (8-10)	36%	41%	41%	36%	40%
Somewhat powerful (6-7)	24%	23%	18%	20%	18%
Not very powerful (3-5)	25%	22%	23%	24%	22%
Not powerful at all (0-2)	15%	13%	15%	17%	17%
Don't know	0%	2%	3%	3%	3%

How much do you agree or disagree with the following statement: The Democratic Party is making progress on issues affecting Black voters. -

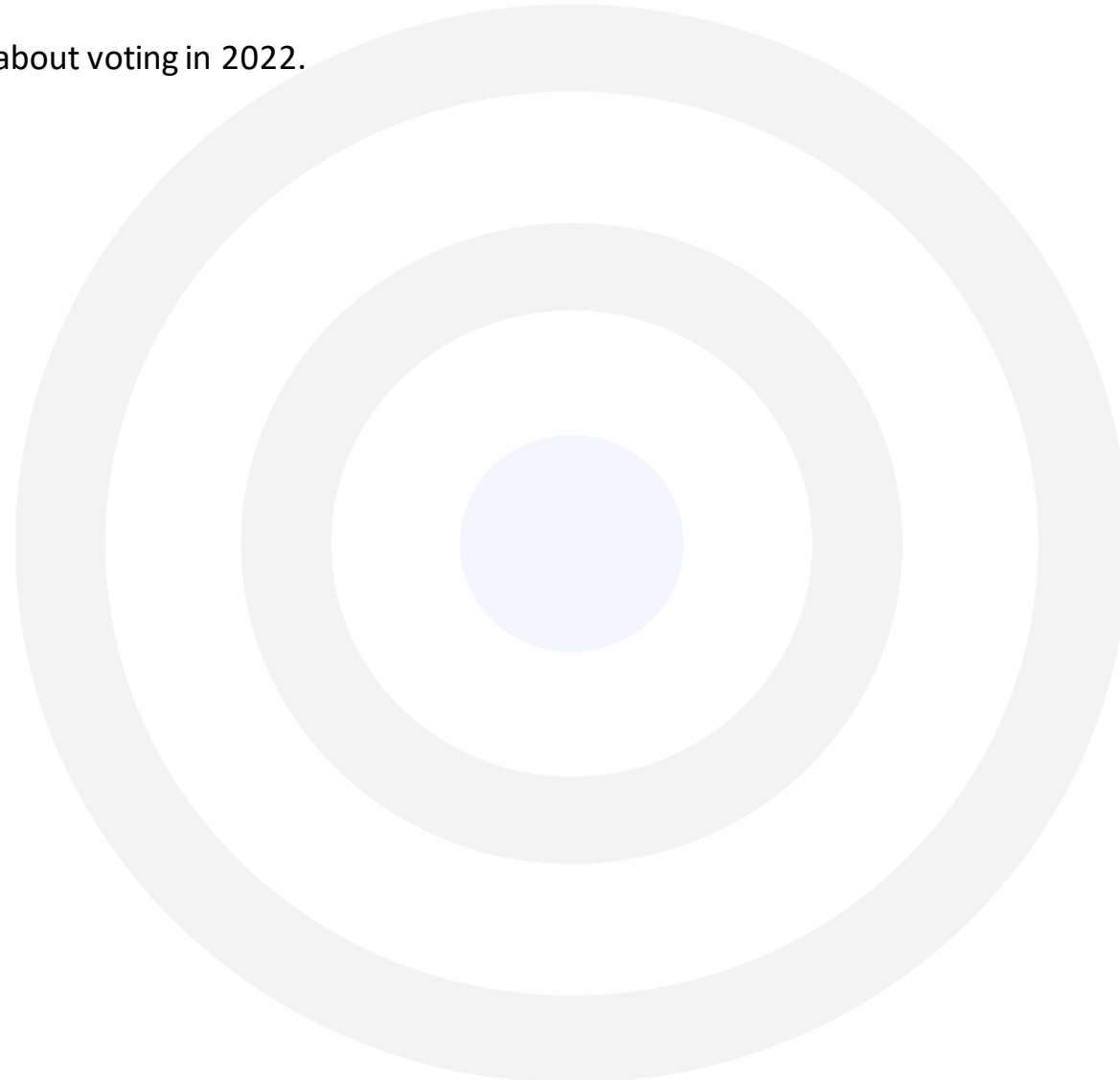
TQ



	October 2022	September 2022	August 2022	July 2022	June 2022
<b>Total agree</b>	<b>56%</b>	<b>56%</b>	<b>50%</b>	<b>44%</b>	<b>47%</b>
<b>Total disagree</b>	<b>14%</b>	<b>14%</b>	<b>17%</b>	<b>18%</b>	<b>18%</b>
Strongly agree	24%	23%	21%	18%	17%
Agree	32%	33%	30%	27%	30%
Neither agree nor disagree	30%	30%	32%	38%	35%
Disagree	9%	9%	11%	12%	10%
Strongly disagree	5%	5%	6%	6%	7%



Now, we have some questions about voting in 2022.



When did you decide which candidates you would support in the November 8, 2022, election?



	October 2022	September 2022	August 2022	July 2022	June 2022
Within the last month	13%	N/A	N/A	N/A	N/A
Over a month ago	23%	N/A	N/A	N/A	N/A
Before the primary election in my state	33%	N/A	N/A	N/A	N/A
After the primary election in my state	11%	N/A	N/A	N/A	N/A
I have not decided which candidates I will support	17%	N/A	N/A	N/A	N/A
I do not plan to vote on November 8th	3%	N/A	N/A	N/A	N/A

Thinking about the 2022 general election in November, how confident, if at all, are you that the election will be conducted fairly and accurately in states controlled by Democrats? - SSA



	October 2022	September 2022	August 2022	July 2022	June 2022
<b>Total confident</b>	<b>88%</b>	<b>N/A</b>	<b>N/A</b>	<b>N/A</b>	<b>N/A</b>
<b>Total not confident</b>	<b>12%</b>	<b>N/A</b>	<b>N/A</b>	<b>N/A</b>	<b>N/A</b>
Very confident	50%	N/A	N/A	N/A	N/A
Somewhat confident	38%	N/A	N/A	N/A	N/A
Not too confident	9%	N/A	N/A	N/A	N/A
Not confident at all	3%	N/A	N/A	N/A	N/A
Don't know	0%	N/A	N/A	N/A	N/A



Thinking about the 2022 general election in November, how confident, if at all, are you that the election will be conducted fairly and accurately in states controlled by Republicans? - SSB



	October 2022	September 2022	August 2022	July 2022	June 2022
<b>Total confident</b>	<b>69%</b>	<b>N/A</b>	<b>N/A</b>	<b>N/A</b>	<b>N/A</b>
<b>Total not confident</b>	<b>31%</b>	<b>N/A</b>	<b>N/A</b>	<b>N/A</b>	<b>N/A</b>
Very confident	33%	N/A	N/A	N/A	N/A
Somewhat confident	36%	N/A	N/A	N/A	N/A
Not too confident	20%	N/A	N/A	N/A	N/A
Not confident at all	12%	N/A	N/A	N/A	N/A
Don't know	0%	N/A	N/A	N/A	N/A

How do you prefer to cast your vote in the November 2022 midterm elections? (among those who have not voted)



	October 2022	September 2022	August 2022	July 2022	June 2022
Vote by mail	25%	20%	28%	27%	25%
In person before Election Day	35%	35%	33%	29%	33%
In person on Election Day	34%	38%	31%	30%	31%
Undecided	5%	5%	6%	11%	9%
Will not vote	1%	0%	1%	3%	3%



	October 2022	September 2022	August 2022	July 2022	June 2022
<b>Total will be violence</b>	<b>51%</b>	<b>57%</b>	<b>62%</b>	<b>N/A</b>	<b>N/A</b>
<b>Total will not be violence</b>	<b>49%</b>	<b>43%</b>	<b>38%</b>	<b>N/A</b>	<b>N/A</b>
Definitely will be violence	14%	16%	18%	N/A	N/A
Probably will be violence	37%	41%	44%	N/A	N/A
Probably will not be violence	33%	30%	29%	N/A	N/A
Definitely will not be violence	16%	13%	9%	N/A	N/A
Don't Know	0%	0%	0%	N/A	N/A



	October 2022	September 2022	August 2022	July 2022	June 2022
<b>Total will be violence</b>	<b>31%</b>	<b>N/A</b>	<b>N/A</b>	<b>N/A</b>	<b>N/A</b>
<b>Total will not be violence</b>	<b>69%</b>	<b>N/A</b>	<b>N/A</b>	<b>N/A</b>	<b>N/A</b>
Definitely will be violence	10%	N/A	N/A	N/A	N/A
Probably will be violence	21%	N/A	N/A	N/A	N/A
Probably will not be violence	39%	N/A	N/A	N/A	N/A
Definitely will not be violence	30%	N/A	N/A	N/A	N/A
Don't Know	0%	N/A	N/A	N/A	N/A


When thinking about going to vote in the 2022 midterm elections, how important is the issue of abortion access in your decision to go vote?



	October 2022	September 2022	August 2022	July 2022	June 2022
<b>Mean</b>	<b>7.6</b>	<b>7.3</b>	<b>N/A</b>	<b>6.7</b>	<b>7</b>
<b>Total important (6-10)</b>	<b>73%</b>	<b>68%</b>	<b>N/A</b>	<b>57%</b>	<b>65%</b>
<b>Total not important (0-4)</b>	<b>11%</b>	<b>13%</b>	<b>N/A</b>	<b>20%</b>	<b>16%</b>
Extremely important (10)	42%	39%	N/A	33%	34%
Important (6-9)	31%	29%	N/A	24%	31%
Somewhat important (5)	17%	19%	N/A	23%	19%
Not too important (1-4)	8%	8%	N/A	13%	10%
Not at all important (0)	3%	5%	N/A	6%	7%
Don't know	0%	0%	N/A	0%	0%



Next, we'd like your opinion on current topics.



Do you support or oppose President Biden pardoning all those convicted on prior federal charges of simple marijuana possession?



	October 2022	September 2022	August 2022	July 2022	June 2022
<b>Total support</b>	<b>76%</b>	<b>N/A</b>	<b>N/A</b>	<b>N/A</b>	<b>N/A</b>
<b>Total oppose</b>	<b>7%</b>	<b>N/A</b>	<b>N/A</b>	<b>N/A</b>	<b>N/A</b>
Strongly support	49%	N/A	N/A	N/A	N/A
Somewhat support	26%	N/A	N/A	N/A	N/A
Neither support nor oppose	14%	N/A	N/A	N/A	N/A
Somewhat oppose	4%	N/A	N/A	N/A	N/A
Strongly oppose	3%	N/A	N/A	N/A	N/A
Don't know	3%	N/A	N/A	N/A	N/A

Do you support or oppose marijuana being legal for recreational use across the United States?



	October 2022	September 2022	August 2022	July 2022	June 2022
<b>Total support</b>	<b>68%</b>	<b>N/A</b>	<b>N/A</b>	<b>N/A</b>	<b>N/A</b>
<b>Total oppose</b>	<b>14%</b>	<b>N/A</b>	<b>N/A</b>	<b>N/A</b>	<b>N/A</b>
Strongly support	47%	N/A	N/A	N/A	N/A
Somewhat support	21%	N/A	N/A	N/A	N/A
Neither support nor oppose	16%	N/A	N/A	N/A	N/A
Somewhat oppose	7%	N/A	N/A	N/A	N/A
Strongly oppose	7%	N/A	N/A	N/A	N/A
Don't know	2%	N/A	N/A	N/A	N/A



Do you think abortions should be legal in all cases, legal in most cases, illegal in most cases, illegal in all cases? - TQ



	October 2022	September 2022	August 2022	July 2022	June 2022
<b>Total legal</b>	<b>81%</b>	<b>N/A</b>	<b>N/A</b>	<b>N/A</b>	<b>N/A</b>
<b>Total illegal</b>	<b>19%</b>	<b>N/A</b>	<b>N/A</b>	<b>N/A</b>	<b>N/A</b>
Legal in all cases	42%	N/A	N/A	N/A	N/A
Legal in most cases	39%	N/A	N/A	N/A	N/A
Illegal in most cases	14%	N/A	N/A	N/A	N/A
Illegal in all cases	5%	N/A	N/A	N/A	N/A
Don't know	0%	N/A	N/A	N/A	N/A

No matter how frequently you vote in elections, how much power do you feel that your vote has to make a positive impact on the issue of abortion access? Please rate on a scale of 0 to 10.



	October 2022	September 2022	August 2022	July 2022	June 2022
<b>Mean</b>	<b>6.9</b>	<b>N/A</b>	<b>N/A</b>	<b>N/A</b>	<b>N/A</b>
<b>Total powerful (6-10)</b>	<b>67%</b>	<b>N/A</b>	<b>N/A</b>	<b>N/A</b>	<b>N/A</b>
<b>Total not powerful (0-5)</b>	<b>33%</b>	<b>N/A</b>	<b>N/A</b>	<b>N/A</b>	<b>N/A</b>
Extremely powerful (8-10)	47%	N/A	N/A	N/A	N/A
Somewhat powerful (6-7)	20%	N/A	N/A	N/A	N/A
Not very powerful (3-5)	23%	N/A	N/A	N/A	N/A
Not powerful at all (0-2)	9%	N/A	N/A	N/A	N/A
Don't know	0%	N/A	N/A	N/A	N/A

Do you think marriage between same-sex couples should or should not be recognized by the law as valid, with the same rights as traditional marriages? - TQ



	October 2022	September 2022	August 2022	July 2022	June 2022
Should be valid	69%	68%	70%	67%	66%
Should not be valid	31%	32%	30%	33%	34%
Don't know	0%	0%	0%	0%	0%

Have you or anyone you know personally ever been harassed by a police officer or experienced an inappropriate use of force from a police officer?



	October 2022	September 2022	August 2022	July 2022	June 2022
Yes, personally experienced	32%	N/A	N/A	N/A	N/A
Yes, someone I know	30%	N/A	N/A	N/A	N/A
No, have not experienced	38%	N/A	N/A	N/A	N/A

Some groups are saying that ensuring the safety and wellbeing of everyone requires funding community services, schools and health care services while redirecting resources from and overhauling our police departments. Do you agree or disagree that this should happen? - QTQ



	October 2022	September 2022	August 2022	July 2022	June 2022
<b>Total agree</b>	<b>60%</b>	<b>N/A</b>	<b>N/A</b>	<b>58%</b>	<b>58%</b>
<b>Total disagree</b>	<b>10%</b>	<b>N/A</b>	<b>N/A</b>	<b>12%</b>	<b>11%</b>
Strongly agree	27%	N/A	N/A	23%	25%
Agree	33%	N/A	N/A	35%	33%
Neither agree nor disagree	30%	N/A	N/A	30%	31%
Disagree	7%	N/A	N/A	9%	7%
Stongly disagree	3%	N/A	N/A	3%	4%
Don't Know	0%	N/A	N/A	0%	0%

No matter how frequently you vote in elections, how much power do you feel that your vote has to make a positive impact on the issue of police brutality? Please rate on a scale of 0 to 10.



	October 2022	September 2022	August 2022	July 2022	June 2022
<b>Mean</b>	<b>6.5</b>	<b>N/A</b>	<b>N/A</b>	<b>N/A</b>	<b>N/A</b>
<b>Total powerful (6-10)</b>	<b>63%</b>	<b>N/A</b>	<b>N/A</b>	<b>N/A</b>	<b>N/A</b>
<b>Total not powerful (0-5)</b>	<b>37%</b>	<b>N/A</b>	<b>N/A</b>	<b>N/A</b>	<b>N/A</b>
Extremely powerful (8-10)	39%	N/A	N/A	N/A	N/A
Somewhat powerful (6-7)	24%	N/A	N/A	N/A	N/A
Not very powerful (3-5)	26%	N/A	N/A	N/A	N/A
Not powerful at all (0-2)	11%	N/A	N/A	N/A	N/A
Don't know	0%	N/A	N/A	N/A	N/A