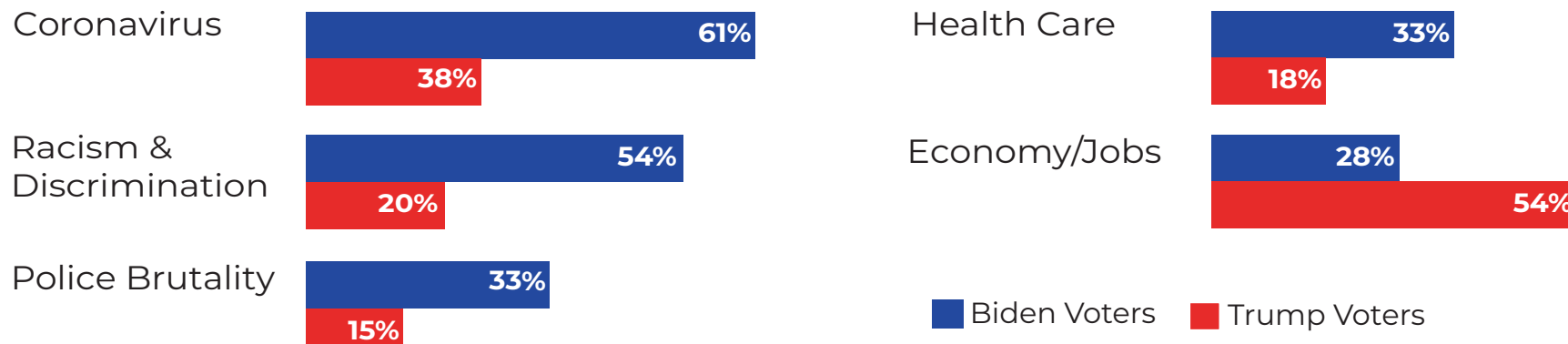


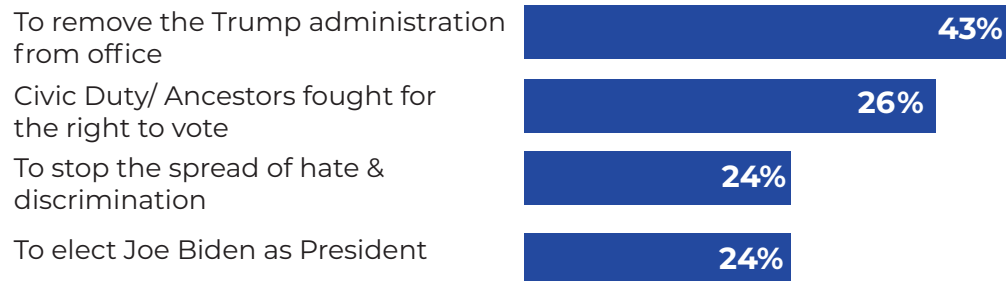
BLACK VOTERS: THE 2020 ELECTION

National Survey of Black Voters from October 31 - November 5, 2020. N voters = 1000, n nonvoters = 151, Margin of Error +/-3.1% overall (within sub-groups the margin of error is larger for example: +/-3.3% for Biden voters, +/-11.2% for Trump voters, and +/-8% for nonvoters).

#1 Issue priorities vary between Black Trump and Biden voters

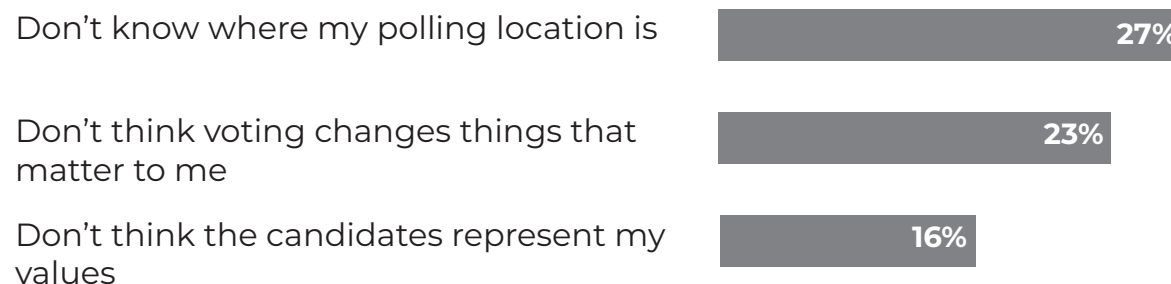


#2 Top reasons to vote vary drastically between Black Biden and Trump supporters



#3 Top reasons to not vote show the disaffecting impacts of political apathy

Among Black nonvoters...




#4 88% of Black Biden voters were excited about voting to elect the first Black woman as Vice President



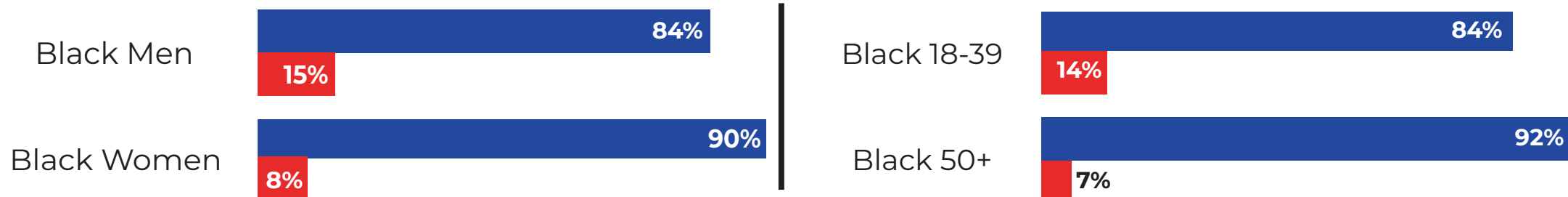
Vice President-Elect Kamala Harris

BLACK VOTERS: GENDER AND GENERATIONAL DIVIDE

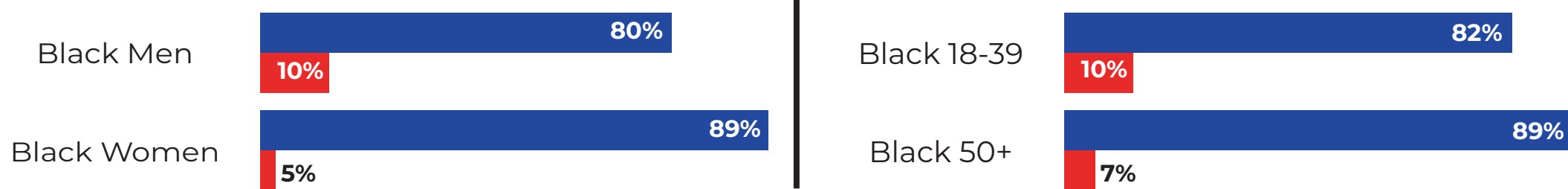
#5 Black men and younger Black voters are less likely to identify as Democrats




#6 Black men and younger Black voters account for marginal increases in Trump's Black support



#7 Black women and older Black voters' near universal support for Democrats is consistent in Senate races



#8 Closing the gender gap and generational gap would give Democrats an advantage in close Senate races



National Exit Poll of Black Voters

1,000 Registered voters and 151 nonvoters surveyed online, October 31st-November 5th 2020. With the confidence interval of 95% the margin of error is +/- 3.1% overall (within subgroups the margin of error is larger – for example: +/- 3.3% for Biden voters, +/- 11.2% for Trump voters, and +/- 8% for nonvoters).

*These are partial toplines from the BlackTrack General Election 2020 Exit Poll. For inquiries about the full data set, please reach out to media@hitstrat.com.

INTRODUCTION

1. What is your age?

	Total	Joe Biden	Donald Trump
18 - 24	12%	11%	18%
25 - 34	18%	18%	21%
35 - 44	17%	16%	26%
45 - 54	17%	17%	11%
55 - 64	19%	20%	18%
65+	17%	18%	6%

2. Did you vote in the 2016 election between Hillary Clinton and Donald Trump?

	Total	Joe Biden	Donald Trump
Yes, voted for Clinton	76%	83%	21%
Yes, voted for Trump	7%	2%	52%
Yes, voted 3 rd party	4%	3%	12%
No – did not vote	8%	7%	9%
No – was not eligible	3%	3%	4%
Don't remember	2%	1%	3%

3. Regardless of how you have previously voted, do you think of yourself as a Democrat, a Republican, an Independent, or something else? If you consider yourself a Democrat, would you call yourself a strong Democrat or a not very strong Democrat? If you consider yourself a Republican, you call yourself a strong Republican or a not very strong Republican?

	Total	Joe Biden	Donald Trump
Democrat	72%	79%	19%
Republican	7%	2%	53%
Independent	21%	19%	29%

4. What are the THREE most important issues facing the country today?

	Total	Joe Biden	Donald Trump
Coronavirus	58%	61%	38%
Racism and Discrimination	50%	54%	20%
Police Brutality	31%	33%	15%
Economy/Jobs	31%	28%	54%
Health care	31%	33%	18%
Criminal Justice	11%	11%	13%
Corruption/Money in Politics	10%	7%	34%
Wealth Inequality	10%	11%	8%
K-12 Education	9%	8%	15%
Climate Change	9%	10%	3%
Gun Violence	9%	9%	6%
Immigration	7%	6%	18%
Affordable Housing	7%	7%	6%
Voter Suppression	7%	7%	5%
Taxes	6%	5%	14%
Opioids/Drugs	2%	1%	11%

5. Who did you vote for United States Senate in your state – the Republican candidate, the Democratic candidate, or the 3rd party candidate?

	Total	Joe Biden	Donald Trump
Democratic Candidate	84%	94%	13%
Republican Candidate	9%	1%	74%
3 rd Party Candidate	3%	2%	6%
Undecided	1%	1%	2%
Would Not Vote	0%	0%	0%
Don't know	2%	1%	4%

DEMOGRAPHICS

6. What is your gender?

	Total	Joe Biden	Donald Trump
Male	44%	42%	59%
Female	55%	57%	40%
Nonbinary	1%	1%	0%
Other	0%	0%	1%
(Don't know/Ref)	0%	0%	0%

7. Do you personally identify as lesbian, gay, bisexual, queer, or transgender?

	Total	Joe Biden	Donald Trump
Yes	7%	7%	6%
No	90%	90%	90%
Don't know	3%	3%	4%

8. Thinking about your approach to political issues, would you describe yourself as very progressive, somewhat progressive, moderate, somewhat conservative, or very conservative?

	Total	Joe Biden	Donald Trump
Very progressive	21%	23%	12%
Somewhat progressive	21%	23%	13%
Moderate	36%	38%	24%
Somewhat conservative	8%	7%	16%
Very conservative	7%	5%	28%
Don't know	6%	5%	7%

9. Including everyone who lives in your household, in which range does your total household yearly income fall?

	Total	Joe Biden	Donald Trump
Under \$10,000	6%	6%	7%
\$10,000 to \$30,000	14%	15%	11%
\$30,000 to \$50,000	17%	17%	21%
\$50,000 to \$75,000	17%	17%	22%
\$75,000 to \$100,000	15%	14%	17%
\$100,000 to \$250,000	20%	21%	16%
More than \$250,000	4%	4%	1%
Don't know	7%	7%	5%

10. What is the last year of schooling that you have completed?

	Total	Joe Biden	Donald Trump
1-11 th grade	2%	2%	4%
High school graduate	21%	20%	28%
Some college – up to 2 years/ AA degree	29%	29%	29%
College graduate/ bachelors degree/ BA/ BS	30%	31%	21%
Postgraduate degree	17%	17%	14%
Don't know	1%	1%	4%

11. Did you attend an HBCU or Historically Black College or University?

	Total	Joe Biden	Donald Trump
Yes	30%	31%	21%
No	70%	69%	79%
Don't know	0%	0%	0%

12. Are you married, unmarried living with a partner, single, separated, divorced or widowed?

	Total	Joe Biden	Donald Trump
Married	39%	40%	35%
Unmarried with partner	7%	7%	8%
Single	34%	33%	38%
Separated/divorced	13%	13%	17%
Widowed	5%	6%	1%
Don't know	2%	2%	1%

13. Do you have any children 18 years of age or younger living in your household?

	Total	Joe Biden	Donald Trump
Yes	32%	31%	44%
No	67%	68%	55%
Don't know	1%	1%	1%

14. Which one of the following best describes your work situation — are you employed, retired, disabled, unemployed, a student, or a homemaker?

	Total	Joe Biden	Donald Trump
Employed Full-time	50%	50%	51%
Employed Part-time	10%	10%	7%
Retired	19%	21%	11%
Disabled	6%	5%	10%
Unemployed	8%	7%	11%
Student	3%	3%	4%
Homemaker	2%	2%	3%
Don't know	2%	1%	2%

15. Do you live in a...?

	Total	Joe Biden	Donald Trump
Big city	41%	43%	22%
Small city	18%	18%	18%
Suburb	26%	25%	31%
Small town	7%	7%	14%
Rural area	6%	5%	14%
Don't know	1%	1%	2%

16. Please select which of the four statements below that are the CLOSEST to your own view.

	Total	Joe Biden	Donald Trump
Abortions should be legal and generally available and subject to only limited regulation.	35%	38%	12%
Although abortion should remain legal in many circumstances, but regulation is necessary.	25%	26%	19%
Abortion should be legal only in the most extreme cases, such as to save the life of the mother or in the cases of rape and incest.	21%	20%	34%
All abortions should be made illegal.	10%	8%	30%
Don't know	8%	9%	5%

17. And which statement comes closest to your view about global warming?

	Total	Joe Biden	Donald Trump
Climate change is caused mostly by human activity such as burning fossil fuels.	41%	45%	14%
Climate change is caused mostly by natural patterns in the earth's environment.	13%	9%	38%
Climate change does not exist.	2%	1%	11%
Both A & B	36%	37%	30%
Don't know	8%	8%	7%

18. And which of the following comes closest to your opinion on dealing with immigrants ALREADY LIVING IN THE U.S. illegally?

	Total	Joe Biden	Donald Trump
The government's top priority should be to deport all people living in the US illegally.	8%	5%	31%
The government should develop a plan to allow some people living in the US illegally to become legal residents.	32%	31%	40%
The government should develop a plan to allow most people living in the US illegally a path to citizenship.	49%	53%	20%
None of the above	4%	3%	4%
Don't know	7%	7%	5%

19. Do you or does anyone in your household own a gun?

	Total	Joe Biden	Donald Trump
Yes – I own a gun.	24%	23%	34%
Yes – someone in my household owns a gun.	10%	10%	15%
No – no guns.	60%	62%	48%
Don't know	5%	5%	4%

20. Would you support the following...?

	Total	Joe Biden	Donald Trump
Nationwide ban on the sale of assault weapons	70%	74%	34%
Requiring background checks on all potential gun buyers	91%	92%	84%
Nationwide ban on high-capacity ammunition clips	71%	75%	39%
Mandatory buy-back program in which the federal government would require assault weapon owners to turn in those weapons in exchange for payment	69%	74%	34%

21. Now thinking specifically about the relationship between the police and your community, in your opinion, is this relationship with the police and your community growing worse, staying about the same as it has been, or getting better?

	Total	Joe Biden	Donald Trump
Growing worse	38%	41%	20%
Staying the same	45%	43%	62%
Getting better	8%	7%	14%
Don't know	8%	9%	4%

22. Do you strongly favor, favor, oppose, or strongly oppose allowing gays and lesbians to marry legally?

	Total	Joe Biden	Donald Trump
Strongly favor	31%	33%	16%
Favor	24%	25%	19%
Oppose	13%	12%	18%
Strongly oppose	14%	12%	35%
Don't know	18%	18%	12%